

## TEAM STATISTICS

	UCLA	OPP
SCORING	482	386
Points Per Game	34.4	27.6
FIRST DOWNS	331	301
Rushing	130	117
Passing	170	140
Penalty	31	44
RUSHING YARDAGE	2,671	2,315
Yards gained rushing	3,187	2,711
Yards lost rushing	516	396
Rushing Attempts	599	561
Average Per Rush	4.5	4.1
Average Per Game	190.8	165.4
TDs Rushing	29	20
PASSING YARDAGE	3,860	3,508
Att-Comp-Int	324-496-11	303-479-15
Average Per Pass	7.8	7.3
Average Per Catch	11.9	11.6
Average Per Game	275.7	250.6
TDs Passing	29	27
TOTAL OFFENSE	6,531	5,823
Total Plays	1,095	1,040
Average Per Play	6.0	5.6
Average Per Game	466.5	415.9
KICK RETURNS: #-YARDS	44-967	21-459
PUNT RETURNS: #-YARDS	33-302	16-119
INT RETURNS: #-YARDS	15-129	11-170
KICK RETURN AVERAGE	22.0	21.9
PUNT RETURN AVERAGE	9.2	7.4
INT RETURN AVERAGE	8.6	15.5
FUMBLES-LOST	24-14	29-17
PENALTIES-YARDS	130-1,281	92-859
Average Per Game	91.5	61.4
PUNTS-YARDS	78-3,374	83-3,480
Average Per Punt	43.3	41.9
Net punt average	39.9	37.3
TIME OF POSSESSION/GAME	29:39	30:21
3RD-DOWN CONVERSIONS	83/217	67/204
3rd-Down Pct	38%	33%
4TH-DOWN CONVERSIONS	11/22	8/20
4th-Down Pct	50%	40%
SACKS BY-YARDS	47-249	52-302
MISC YARDS	52	-19
TOUCHDOWNS SCORED	62	50
FIELD GOALS-ATTEMPTS	16-22	13-21
ON-SIDE KICKS	0-2	0-1
RED-ZONE SCORES	54-66 82%	43-48 90%
RED-ZONE TOUCHDOWNS	40-66 61%	33-48 69%
PAT-ATTEMPTS	56-59 95%	43-46 93%
ATTENDANCE	479,370	243,045
Games/Avg Per Game	7/68,481	6/40,508
Neutral Site Games	0/0	1/55,507

## SCORE BY QUARTERS

	1	2	3	4	OT	Tot
UCLA	148	138	95	101	0	482
Opponents	86	123	80	97	0	386

## 2012 RESULTS (9-5; 6-3 Pac-12 South Champions)

Date	Score	Site	Attendance
Aug. 30	UCLA 49, Rice 24	Houston, TX	23,105
Sept. 8	UCLA 36, Nebraska 30	Rose Bowl	71,530
Sept. 15	UCLA 37, Houston 6	Rose Bowl	53,723
Sept. 22	Oregon State 27, UCLA 20	Rose Bowl	54,636
Sept. 29	UCLA 42, Colorado 14	Boulder, CO	46,893
Oct. 6	California 43, UCLA 17	Berkeley, CA	57,643
Oct. 13	UCLA 21, Utah 14	Rose Bowl	66,303
Oct. 27	UCLA 45, Arizona State 43	Tempe, AZ	55,672
Nov. 3	UCLA 66, Arizona 10	Rose Bowl	81,673
Nov. 10	UCLA 44, Washington State 36	Pullman, WA	28,110
Nov. 17	UCLA 38, USC 28	Rose Bowl	83,277
Nov. 24	Stanford 35, UCLA 17	Rose Bowl	68,228
Nov. 30	Stanford 27, UCLA 24 (Pac-12 Champ.)	Stanford, CA	31,622
Dec. 27	Baylor 49, UCLA 26 (Holiday Bowl)	San Diego, CA	55,507

## INDIVIDUAL STATISTICS

### RUSHING

	ATT	YG	YL	NYG	AVG	TDs	LG
Johnathan Franklin-rb	282	1,819	85	1,734	6.1	13	78
Brett Hundley-qb	160	702	347	355	2.2	9	72
Damien Thigpen-rb	50	281	19	262	5.2	2	41
Jordan James-rb	62	234	20	214	3.5	2	25
Steven Manfro-rb	8	70	0	70	8.8	2	18
Melvin Emesibe-rb	16	42	2	40	2.5	1	7
Kevin Prince-qb	1	11	0	11	11.0	0	11
Malcolm Jones-rb	3	10	0	10	3.3	0	4
Jeff Locke-p	1	8	0	8	8.0	0	8
Shaq Evans-wr	2	6	0	6	3.0	0	3
Devin Fuller-wr	1	0	0	0	0.0	0	0
Kenneth Walker-wr	3	4	7	-3	-1.0	0	4
Team	10	0	36	-36	-3.6	0	0
Total	599	3,187	516	2,671	4.5	29	78
Opponents	561	2,711	396	2,315	4.1	20	92

### PASSING

	ATT	COMP	INT	PCT	YDs	TDs	LG	EFF.
Brett Hundley-qb	478	318	11	66.5	3,740	29	71	147.67
Richard Brehaut-qb	9	4	0	44.4	105	0	38	142.44
Team	5	0	0	0.0	0	0	0	0.0
Kevin Prince-qb	4	2	0	50.0	15	0	13	81.50
Total	496	324	11	65.3	3,860	29	71	145.55
Opponents	479	303	15	63.3	3,508	27	75	137.11

### RECEIVING

	G	NO	YDs	AVG	TDs	LG
Shaq Evans-wr	14	60	877	14.6	3	71
Joseph Fauria-y	14	46	637	13.8	12	36
Johnathan Franklin-rb	14	33	323	9.8	2	40
Jerry Johnson-wr	13	31	428	13.8	1	55
Steven Manfro-rb	13	28	287	10.2	1	49
Jordan James-rb	14	28	204	7.3	1	18
Devin Fuller-wr	9	20	145	7.2	2	18
Damien Thigpen-rb	10	18	211	11.7	2	65
Jordan Payton-wr	13	18	202	11.2	1	40
Kenneth Walker-wr	12	11	87	7.9	0	33
Devin Lucien-wr	7	10	188	18.8	0	38
Darius Bell-wr	10	7	143	20.4	1	34
Jerry Rice, Jr.-wr	7	7	52	7.4	0	20
Ricky Marvray-wr	8	3	18	6.0	0	7
Logan Sweet-wr	8	2	47	23.5	1	34
Datone Jones-y	14	1	7	7.0	1	7
Cassius Marsh-y	14	1	4	4.0	1	4
Total	14	324	3,860	11.9	29	71
Opponents	14	303	3,508	11.6	27	75



JOHNATHAN FRANKLIN

## SCORING

	TDs	FG-A	XP-A	2XP	DXP	SAF	PTS
Ka'imi Fairbairn-pk	-	16-22	56-59	-	-	-	104
Johnathan Franklin-rb	15	-	-	-	-	-	90
Joseph Fauria-y	12	-	-	-	-	-	72
Brett Hundley-qb	9	-	-	-	1-3	-	54
Damien Thigpen-rb	4	-	-	-	-	-	24
Shaq Evans-wr	3	-	-	-	-	-	18
Jordon James-rb	3	-	-	-	-	-	18
Steven Manfro-rb	3	-	-	-	-	-	18
Devin Fuller-wr	2	-	-	-	-	-	12
Eric Kendricks-lb	2	-	-	-	-	-	12
Datone Jones-dl	1	-	-	-	-	1	8
Jerry Johnson-wr	1	-	-	-	-	-	6
Jordan Payton-wr	1	-	-	-	-	-	6
Melvin Emesibe-rb	1	-	-	-	-	-	6
Darius Bell-y	1	-	-	-	-	-	6
Logan Sweet-wr	1	-	-	-	-	-	6
Damien Holmes-lb	1	-	-	-	-	-	6
Cassius Marsh-dl	1	-	-	-	-	-	6
Sheldon Price-cb	1	-	-	-	-	-	6
Anthony Barr-lb	-	-	-	-	-	1	2
David Allen-fb	-	-	-	1	-	-	2
Total	62	16-22	56-59	1	1-3	2	482
Opponents	50	13-21	43-46	2	2-3	-	386

## FIELD GOALS

Ka'imi Fairbairn: at Rice: 27G; Nebraska: 36NGwl, 35G, 22G, 34NGwl; Houston: 35G, 23G, 33G; Oregon State: 22G, 42NGwr, 35G; at Colorado: 44NGwr; at Cal: 46NGwl, 29G; Utah: no att.; at Arizona State: 33G; Arizona: 25G; at Washington State: no att.; USC: 23G; Stanford: 48G; at Stanford: 31G, 52NGwl; Baylor: 30G, 40G

Numbers indicate fg attempt length in yards; G = Field Goal Made; NG = Field Goal Not Made

### Ka'imi Fairbairn

FGM-FGA	Pct	01-19	20-29	30-39	40-49	50+	Lg	Blk
16-22	72.7	0-0	7-7	7-9	2-5	0-1	48	0

## ALL PURPOSE YARDS

	G	RUSH	RECV	PR	KR	INT	TOT
Johnathan Franklin-rb	14	1,734	323	0	5	0	2,062
Shaq Evans-wr	14	6	877	85	22	0	990
Damien Thigpen-rb	10	262	211	0	376	0	849
Steven Manfro-rb	13	70	287	132	176	0	665
Joseph Fauria-y	14	0	637	0	0	0	637
Jordon James-rb	14	214	204	0	20	0	438
Jerry Johnson-wr	13	0	428	0	0	0	428
Brett Hundley-qb	14	355	0	0	0	0	355
Devin Fuller-wr	9	0	145	16	167	0	328
Kenneth Walker-wr	12	-3	87	0	138	0	222
Jordan Payton-wr	13	0	202	0	0	0	202
Devin Lucien-wr	7	0	188	0	0	0	188
Darius Bell-y	10	0	143	0	0	0	143
Jerry Rice, Jr.-wr	7	0	52	0	0	0	52
Tevin McDonald-db	13	0	0	0	0	50	50
Randall Goforth-db	14	0	0	48	0	0	48
Logan Sweet-wr	8	0	47	0	0	0	47
Melvin Emesibe-rb	2	40	0	0	0	0	40
Ricky Marvray-wr	8	0	18	0	20	0	38
Andrew Abbott-db	14	0	0	5	0	27	32
Eric Kendricks-lb	14	0	0	0	22	10	32
Roosevelt Davis-wr	12	0	0	0	21	0	21
Stan McKay-db	14	0	0	0	0	18	18
Aaron Hester-db	14	0	0	0	0	14	14
Kevin Prince-qb	3	11	0	0	0	0	11
Malcolm Jones-rb	1	10	0	0	0	0	10
Dalton Hilliard-lb	13	0	0	7	0	2	9
Sheldon Price-db	13	0	0	0	0	8	8
Jeff Locke-p	14	8	0	0	0	0	8
Datone Jones-dl	14	0	7	0	0	0	7
Cassius Marsh-dl	14	0	4	0	0	0	4
Team		-36	0	0	0	0	-36
Total	14	2,671	3,860	302	967	129	7,929
Opponents	14	2,315	3,508	119	459	170	6,571

## PUNTING

	NO	YDs	AVG	Lg	TB	FC	I20	50+	BK
Jeff Locke-p	77	3,337	43.3	64	7	36	34	22	0
Brett Hundley-qb	1	37	37.0	37	0	0	1	0	0
Total	78	3,374	43.3	64	7	36	35	22	0
Opponents	83	3,480	41.9	73	4	22	27	19	3

## PUNT RETURNS

	NO	YDs	AVG	TDs	LG
Steven Manfro-rb	15	132	8.8	0	27
Shaq Evans-wr	8	85	10.6	0	43
Randall Goforth-db	3	48	16.0	0	36
Devin Fuller-wr	2	6	3.0	0	6
Dalton Hilliard-lb	1	7	7.0	0	0
Andrew Abbott-db	1	5	5.0	0	5
Team	2	19	9.5	0	10
Total	33	302	9.2	0	43
Opponents	16	119	7.4	0	23

## KICKOFF RETURNS

	NO	YDs	AVG	TDs	LG
Damien Thigpen-rb	14	376	26.9	0	55
Devin Fuller-wr	9	167	18.6	0	36
Steven Manfro-rb	8	176	22.0	0	51
Kenneth Walker-wr	7	138	19.7	0	40
Eric Kendricks-lb	2	22	11.0	0	12
Shaq Evans-wr	1	22	22.0	0	22
Ricky Marvray-wr	1	20	20.0	0	20
Roosevelt Davis-wr	1	21	21.0	0	21
Jordon James-rb	1	20	20.0	0	20
Johnathan Franklin-rb	0	5	5.0	0	5
Total	44	967	22.0	0	55
Opponents	21	459	21.9	0	47

## INTERCEPTION RETURNS

	NO	YDs	AVG	TDs	LG
Andrew Abbott-db	4	27	6.8	0	24
Sheldon Price-db	4	8	2.0	0	8
Stan McKay-lb	2	18	9.0	0	18
Randall Goforth-db	1	0	0.0	0	0
Tevin McDonald-db	1	50	50.0	0	50
Aaron Hester-db	1	14	14.0	0	14
Dalton Hilliard-lb	1	2	2.0	0	2
Eric Kendricks-lb	1	10	10.0	0	10
Total	15	129	8.6	0	50
Opponents	11	170	15.5	0	80

## TOTAL OFFENSE

	G	PLAYS	RUSH	PASS	TOTAL	AVG/G
Brett Hundley-qb	14	638	355	3,740	4,095	292.5
Johnathan Franklin-rb	14	282	1,734	0	1,734	123.9
Damien Thigpen-rb	10	50	262	0	262	26.2
Jordon James-rb	14	61	215	0	215	15.4
Richard Brehaut-qb	2	9	0	105	105	26.2
Steven Manfro-rb	13	8	70	0	70	5.4
Melvin Emesibe-rb	2	16	40	0	40	20.0
Kevin Prince-qb	3	5	11	15	26	6.5
Malcolm Jones-rb	1	3	10	0	10	10.0
Jeff Locke-p	14	1	8	0	8	8.0
Shaq Evans-wr	14	2	6	0	6	0.4
Kenneth Walker-wr	12	3	-3	0	-3	-0.2
Team	10	15	-37	-	-37	-4.0
Total	14	1,095	2,671	3,860	6,531	466.5
Opponents	14	1,040	2,315	3,508	5,823	415.9

## DEFENSIVE STATISTICS

Player	G	UT	AT	TT	TFL/ Yds	Sks/ Yds	INT	PB	QBH	FR	FF	BK	SAF
Eric Kendricks-lb	14	92	58	150	6.0-21	2.0-13	1-10	4	0	3-63	3	1	0
Anthony Barr-lb	14	60	23	83	21.5-105	13.5-70	0	5	4	0	4	1	1
Tevin McDonald-db	13	57	22	79	0	0	1-50	9	0	2-0	1	0	0
Jordan Zumwalt-lb	13	52	19	71	8.0-25	2.0-11	0	1	0	1-0	2	1	0
Datone Jones-dl	14	45	17	62	19.0-64	6.5-39	0	0	2	0	2	2	1
Andrew Abbott-db	14	52	6	58	3.0-8	0	4-27	3	0	0	0	0	0
Damien Holmes-lb	14	35	18	53	10.0-31	5.5-23	0	1	2	1-44	0	0	0
Cassius Marsh-dl	14	31	19	50	10.5-59	8.0-55	0	2	0	3-0	2	2	0
Owa. Odighizuwa-dl	14	27	17	44	6.0-21	3.5-18	0	3	0	2-0	0	0	0
Aaron Hester-db	14	31	13	44	2.0-4	0	1-14	7	0	1-0	1	0	0
Randall Goforth-db	14	27	13	40	1.0-1	0	1-0	3	0	1-0	0	0	0
Sheldon Price-db	13	30	7	37	0.5-0	0	4-8	5	0	0	0	1	0
Stan McKay-lb	14	21	13	34	3.0-5	3.0-5	2-18	3	0	0	1	0	0
Dalton Hilliard-lb	13	23	9	32	5.5-17	1.0-8	1-2	2	0	0	1	0	0
Seali'i Epenesa-dl	14	14	7	21	0	0	0	0	0	0	1	0	0
Ryan Hofmeister-lb	13	10	5	15	0	0	0	0	0	0	0	0	0
Donovan Carter-dl	13	9	4	13	0	0	0	1	0	0	0	0	0
Ellis McCarthy-dl	9	9	1	10	1.0-4	1.0-4	0	1	0	0	0	0	0
Keenan Graham-de	11	6	3	9	1.0-3	1.0-3	0	0	0	0	0	0	0
Fabian Moreau-db	11	3	2	5	0	0	0	0	0	1-0	0	0	0
Anthony Jefferson-db	8	3	2	5	0	0	0	0	0	0	0	0	0
Brandon Willis-dl	6	2	3	5	0	0	0	0	0	1-38	0	0	0
Aaron Wallace-lb	10	3	0	3	0	0	0	0	0	0	1	0	0
Marcus Rios-db	9	2	1	3	0	0	0	0	0	0	0	0	0
Brandon Tuliaupupu-dl	5	1	2	3	0	0	0	0	0	0	0	0	0
David Allen-fb	14	2	1	3	0	0	0	0	0	1-0	0	0	0
Shaq Evans-wr	14	3	0	3	0	0	0	0	0	0	0	0	0
Team	14	3	0	3	2.0-4	0	0	0	0	0	0	0	0
Kevin McReynolds-ol	13	1	1	2	0	0	0	0	0	0	0	0	0
Kenny Orjioke-lb	5	2	0	2	0	0	0	0	0	0	0	0	0
Damien Thigpen-rb	10	2	0	2	0	0	0	0	0	0	0	0	0
Brandon Sermons-db	9	2	0	2	0	0	0	0	0	0	0	0	0
Jordan James-rb	14	1	0	1	0	0	0	0	0	0	0	0	0
Brett Hundley-qb	14	1	0	1	0	0	0	0	0	0	0	0	0
Kenneth Walker-wr	12	1	0	1	0	0	0	0	0	0	0	0	0
Phillip Ruhl-fb	6	1	0	1	0	0	0	0	0	0	0	0	0
Ishmael Adams-db	2	0	1	1	0	0	0	0	0	0	0	0	0
Jeff Locke-p	14	1	0	1	0	0	0	0	0	0	0	0	0
Jordan Barrett-y	12	1	0	1	0	0	0	0	0	0	0	0	0
Roosevelt Davis-wr	12	0	0	0	0	0	0	0	0	0	0	0	0
Total	14	665	288	953	100-372	47-249	15-129	50	8	17-145	19	8	2
Opponents	14	755	230	985	117-463	52-302	11-170	56	4	14-11	10	3	0

UT—Unassisted Tackle; AT—Tackle Assist; TT—Total Tackles; TFL—Tackles for Loss; Sks—Sacks; FF—Fumbles Forced; FR—Fumbles Recovered; BK—Blocked Kicks; PB—Passes Broken Up; Int—Interceptions



CASSIUS MARSH



JORDAN ZUMWALT

## GAME-BY-GAME TEAM STATISTICS

Game	UCLA Offense			Total Offense	UCLA Defense			Total Offense
	Rushing TC-YDS-TD	Passing PA-PC-I-YDS-TD	Plays-YDS-TD		Rushing TC-YDS-TD	Passing PA-PC-I-YDS-TD	Plays-YDS-TD	
@Rice	37-343-4	32-24-1-303-2	69-646-6	48-174-1	30-18-1-184-2	78-358-3		
Nebraska	56-344-0	38-22-0-309-4	94-653-4	36-260-3	31-17-1-179-0	67-439-3		
Houston	56-247-1	42-27-2-320-2	98-567-3	19-139-1	60-28-5-249-0	79-388-1		
Oregon State	28-72-1	42-27-0-372-1	70-444-2	41-122-1	35-24-1-379-2	76-501-3		
@Colorado	44-211-4	40-25-0-281-2	84-492-6	30-83-0	35-23-1-226-2	65-309-2		
@Cal	34-129-0	47-31-4-253-2	81-382-2	42-186-2	30-25-1-295-4	72-481-6		
Utah	47-171-2	21-15-0-183-1	68-354-3	27-75-0	35-25-1-244-1	62-319-1		
@Arizona State	47-212-2	31-19-1-274-4	78-486-6	59-220-1	35-25-1-315-4	94-535-5		
Arizona	63-308-6	30-25-0-303-3	93-611-9	40-121-1	30-17-0-136-0	70-257-1		
@Washington State	38-73-1	21-18-1-261-3	59-334-4	30-67-0	57-37-1-457-5	87-524-5		
USC	50-172-4	30-22-0-234-1	80-406-5	30-172-0	43-23-2-341-3	73-513-3		
Stanford	33-73-1	38-20-1-261-1	71-334-2	49-221-3	22-15-0-160-1	71-381-4		
@ Stanford	38-284-3	32-23-1-177-0	70-461-3	43-170-2	23-16-0-155-1	66-325-3		
Baylor	28-33-0	52-26-0-329-3	80-362-3	67-306-5	13-10-0-188-2	80-494-7		



## GAME-BY-GAME INDIVIDUAL STATISTICS (O)

Passing Game	Hundley PA-PC-I-Yds-TD	Brehaut PA-PC-I-Yds-TD	Prince PA-PC-I-Yds-TD
at Rice	28-21-1-202-2	4-3-0-101-0	-
Nebraska	33-21-0-305-4	5-1-0-4-0	-
Houston	42-27-2-320-2	-	0-0-0-0-0
Oregon State	42-27-0-372-1	-	-
at Colorado	38-25-0-281-2	-	0-2-0-0-0
at California	47-31-4-253-2	-	-
Utah	21-15-0-183-1	-	-
at Arizona State	29-19-1-274-4	-	-
Arizona	28-23-0-288-3	-	2-2-0-15-0
at Washington State	21-18-1-261-3	-	-
USC	30-22-0-234-1	-	-
Stanford	38-20-1-261-1	-	-
at Stanford	31-23-1-177-0	-	-
Baylor	50-26-0-329-3	-	-



2012 **BRUINS**

Rushing Game	Franklin TC-Yds-TD	Hundley TC-Yds-TD	James TC-Yds-TD	Manfro TC-Yds-TD	Thigpen TC-Yds-TD
at Rice	15-214-3	7-68-1	5-28-0	0-0-0	5-25-0
Nebraska	26-217-0	12-53-0	6-27-0	2-12-0	7-37-0
Houston	25-110-0	9-(-2)-0	7-23-0	1-14-1	9-89-0
Oregon State	12-45-0	10-32-1	4-(-1)-0	0-0-0	2-(-4)-0
at Colorado	15-111-0	11-14-2	4-33-1	0-0-0	9-47-1
at California	15-102-0	14-7-0	4-14-0	0-0-0	1-5-0
Utah	22-79-1	15-68-1	1-4-0	0-0-0	9-20-0
at Arizona State	26-164-2	15-27-0	5-15-0	0-0-0	1-6-0
Arizona	24-162-2	10-16-1	6-37-0	4-40-0	6-24-1
at Washington State	19-66-0	8-(-11)-0	7-19-0	1-4-0	-
USC	29-171-2	16-10-2	3-(-2)-0	-	1-13-0
Stanford	21-65-1	8-0-0	4-8-0	0-0-0	-
at Stanford	19-194-2	16-83-1	3-7-0	0-0-0	-
Baylor	14-34-0	9-(-10)-0	2-3-0	0-0-0	-



STEVEN **MANFRO**

Receiving Game	Bell PC-Yds-TD	Evans PC-Yds-TD	Fauria PC-Yds-TD	Franklin PC-Yds-TD	Fuller PC-Yds-TD	James PC-Yds-TD	Johnson PC-Yds-TD
at Rice	0-0-0	4-42-0	3-53-1	1-4-0	0-0-0	4-45-0	1-11-1
Nebraska	0-0-0	2-15-0	4-42-2	3-59-1	0-0-0	2-2-0	2-10-0
Houston	2-24-0	2-20-0	2-27-0	4-58-0	0-0-0	3-28-1	1-10-0
Oregon State	2-63-0	6-148-1	2-20-0	1-11-0	0-0-0	2-11-0	5-75-0
at Colorado	2-38-1	3-29-0	2-20-1	3-48-0	0-0-0	2-22-0	4-36-0
at California	1-18-0	7-68-0	3-38-1	3-8-0	0-0-0	6-41-0	2-13-0
Utah	0-0-0	4-91-1	3-41-0	1-11-0	0-0-0	0-0-0	0-0-0
at Arizona State	0-0-0	5-75-0	3-25-1	1-4-0	2-24-1	1-16-0	0-0-0
Arizona	0-0-0	3-43-0	5-81-2	3-28-0	2-5-0	2-4-0	2-57-0
at Washington State	0-0-0	3-40-0	4-70-1	4-45-1	1-10-1	0-0-0	1-25-0
USC	0-0-0	8-114-0	4-61-1	2-14-0	3-25-0	0-0-0	4-25-0
Stanford	0-0-0	4-86-0	4-66-1	3-7-0	2-27-0	2-15-0	3-45-0
at Stanford	0-0-0	2-24-0	1-17-0	3-22-0	7-42-0	4-20-0	1-5-0
Baylor	0-0-0	7-82-1	5-59-1	1-4-0	3-12-0	0-0-0	5-116-0

Game	Lucien PC-Yds-TD	Manfro PC-Yds-TD	Marvray PC-Yds-TD	Payton PC-Yds-TD	Rice PC-Yds-TD	Thigpen PC-Yds-TD	Walker PC-Yds-TD
at Rice	2-45-0	3-22-0	0-0-0	0-0-0	0-0-0	4-42-0	2-39-0
Nebraska	3-70-0	4-64-1	0-0-0	0-0-0	0-0-0	2-47-0	0-0-0
Houston	2-42-0	7-78-0	0-0-0	0-0-0	1-8-0	2-18-0	0-0-0
Oregon State	1-8-0	3-22-0	0-0-0	1-1-0	0-0-0	2-4-0	2-9-0
at Colorado	2-23-0	2-20-0	1-4-0	1-11-0	3-30-0	0-0-0	0-0-0
at California	0-0-0	0-0-0	2-14-0	3-41-0	2-14-0	1-(-1)-0	0-0-0
Utah	0-0-0	4-14-0	0-0-0	2-19-0	0-0-0	1-7-0	0-0-0
at Arizona State	0-0-0	3-33-0	0-0-0	0-0-0	0-0-0	3-92-2	0-0-0
Arizona	0-0-0	1-26-0	0-0-0	3-37-1	0-0-0	2-7-0	1-2-0
at Washington State	0-0-0	0-0-0	0-0-0	4-62-0	0-0-0	-	1-9-0
USC	0-0-0	-	0-0-0	0-0-0	0-0-0	1-(-5)-0	0-0-0
Stanford	0-0-0	1-8-0	0-0-0	1-7-0	0-0-0	-	0-0-0
at Stanford	0-0-0	0-0-0	0-0-0	2-21-0	0-0-0	-	2-9-0
Baylor	0-0-0	0-0-0	0-0-0	1-3-0	0-0-0	-	3-19-0

## GAME-BY-GAME INDIVIDUAL STATISTICS (D)

<b>Defense</b>	<b>Abbott</b>	<b>Allen</b>	<b>Barr</b>	<b>Carter</b>	<b>Epenesa</b>	<b>Goforth</b>	<b>Graham</b>
<b>Game</b>	<b>PT-AT-TT-TFL</b>	<b>PT-AT-TT-TFL</b>	<b>PT-AT-TT-TFL</b>	<b>PT-AT-TT-TFL</b>	<b>PT-AT-TT-TFL</b>	<b>PT-AT-TT-TFL</b>	<b>PT-AT-TT-TFL</b>
at Rice	4-0-4-0.0	0-0-0-0.0	6-0-6-1.0	0-1-1-0.0	1-2-3-0.0	1-1-2-0.0	3-0-3-1.0
Nebraska	5-0-5-0.0	0-0-0-0.0	2-2-4-1.5	0-0-0-0.0	1-0-1-0.0	6-3-9-0.0	0-0-0-0.0
Houston	5-0-5-0.0	0-0-0-0.0	1-1-2-1.5	0-0-0-0.0	0-0-0-0.0	2-1-3-0.0	0-1-1-0.0
Oregon State	4-1-5-0.0	0-0-0-0.0	7-0-7-3.0	1-0-1-0.0	3-1-4-0.0	2-0-2-0.0	0-0-0-0.0
at Colorado	3-0-3-0.0	0-0-0-0.0	4-1-5-2.0	0-1-1-0.0	1-0-1-0.0	1-0-1-0.0	0-0-0-0.0
at California	0-2-2-0.0	0-0-0-0.0	6-2-8-1.0	0-0-0-0.0	2-1-3-1.0	0-0-0-0.0	0-0-0-0.0
Utah	2-0-2-1.0	1-0-1-0.0	3-2-5-0.5	3-0-3-0.0	0-1-1-0.0	1-1-2-0.0	0-0-0-0.0
at Arizona State	6-0-6-0.0	1-0-1-0.0	3-2-5-1.0	1-1-2-0.0	0-0-0-0.0	4-1-5-0.0	0-1-1-0.0
Arizona	2-0-2-0.0	0-0-0-0.0	3-1-4-2.0	0-0-0-0.0	1-0-1-0.0	4-0-4-0.0	0-0-0-0.0
at Washington State	2-0-2-0.0	0-0-0-0.0	4-4-8-3.0	0-0-0-0.0	0-0-0-0.0	2-2-4-0.0	0-0-0-0.0
USC	6-0-6-0.0	0-0-0-0.0	3-0-3-1.0	0-0-0-0.0	0-0-0-0.0	1-0-1-0.0	0-0-0-0.0
Stanford	5-1-6-2.0	0-0-0-0.0	6-3-9-1.0	1-1-2-0.0	3-0-3-0.0	0-0-0-0.0	1-0-1-0.0
at Stanford	2-3-5-0.0	0-0-0-0.0	6-2-8-1.5	1-0-1-0.0	1-0-1-0.0	0-1-1-0.0	2-1-3-0.0
Baylor	7-0-7-0.0	0-1-1-0.0	6-3-9-1.0	2-0-2-0.0	1-0-1-0.0	4-2-6-0.0	0-0-0-0.0

<b>Game</b>	<b>Hester</b>	<b>Hilliard</b>	<b>Hofmeister</b>	<b>Holmes</b>	<b>Jefferson</b>	<b>Jones</b>	<b>Kendricks</b>
<b>PT-AT-TT-TFL</b>	<b>PT-AT-TT-TFL</b>	<b>PT-AT-TT-TFL</b>	<b>PT-AT-TT-TFL</b>	<b>PT-AT-TT-TFL</b>	<b>PT-AT-TT-TFL</b>	<b>PT-AT-TT-TFL</b>	<b>PT-AT-TT-TFL</b>
at Rice	3-2-5-1.0	1-1-2-0.0	0-0-0-0.0	2-2-4-1.0	0-0-0-0.0	4-2-6-2.0	4-7-11-0.0
Nebraska	1-0-1-0.0	1-0-1-0.0	0-0-0-0.0	2-0-2-1.0	0-0-0-0.0	3-0-3-3.0	4-4-8-0.5
Houston	3-1-4-0.0	3-0-3-0.0	0-1-1-0.0	3-1-4-0.0	0-0-0-0.0	4-0-4-3.0	5-1-6-0.5
Oregon State	4-2-6-0.0	2-1-3-1.5	1-0-1-0.0	4-1-5-0.0	0-0-0-0.0	1-1-2-0.0	6-1-7-0.0
at Colorado	4-0-4-0.0	3-1-4-3.0	2-0-2-0.0	7-0-7-5.0	0-0-0-0.0	2-0-2-1.0	4-0-4-0.0
at California	5-2-7-0.0	2-1-3-0.0	2-1-3-0.0	2-4-6-0.0	0-0-0-0.0	4-1-5-1.0	4-10-14-1.0
Utah	2-0-2-0.0	0-1-1-0.0	0-0-0-0.0	2-3-5-0.0	0-0-0-0.0	1-0-1-1.0	5-2-7-0.0
at Arizona State	3-1-4-0.0	2-1-3-0.0	1-1-2-0.0	3-0-3-0.0	0-0-0-0.0	6-3-9-1.0	11-6-17-1.0
Arizona	1-2-3-0.0	1-0-1-1.0	2-0-2-0.0	2-3-5-0.5	0-0-0-0.0	3-1-4-0.0	9-4-13-2.0
at Washington State	1-1-2-0.0	3-2-5-0.0	2-0-2-0.0	2-2-4-3.0	2-2-4-0.0	2-1-3-1.5	10-5-15-0.0
USC	2-0-2-1.0	1-1-2-0.0	1-0-1-0.0	3-0-3-0.0	0-0-0-0.0	3-3-6-0.0	6-4-10-1.0
Stanford	1-1-2-0.0	0-0-0-0.0	1-0-1-0.0	3-0-3-1.0	0-0-0-0.0	4-1-5-2.0	8-7-15-0.0
at Stanford	0-0-0-0.0	0-0-0-0.0	0-0-0-0.0	0-1-1-0.0	0-0-0-0.0	6-1-7-2.0	9-1-10-0.0
Baylor	2-0-2-0.0	4-1-5-0.0	0-0-0-0.0	1-1-2-0.0	1-0-1-0.0	2-3-5-1.5	9-4-13-0.0

<b>Game</b>	<b>Marsh</b>	<b>McCarthy</b>	<b>McDonald</b>	<b>McKay</b>	<b>Moreau</b>	<b>Odighizuwa</b>	<b>Orjioko</b>
<b>PT-AT-TT-TFL</b>	<b>PT-AT-TT-TFL</b>	<b>PT-AT-TT-TFL</b>	<b>PT-AT-TT-TFL</b>	<b>PT-AT-TT-TFL</b>	<b>PT-AT-TT-TFL</b>	<b>PT-AT-TT-TFL</b>	<b>PT-AT-TT-TFL</b>
at Rice	0-2-2-0.0	2-0-2-1.0	4-2-6-0.0	2-1-3-0.0	0-0-0-0.0	2-2-4-1.0	0-0-0-0.0
Nebraska	1-0-1-0.0	0-0-0-0.0	6-0-6-0.0	1-0-1-0.0	0-0-0-0.0	2-0-2-1.0	0-0-0-0.0
Houston	2-1-3-1.0	1-1-2-0.0	0-2-2-0.0	0-1-1-0.0	0-0-0-0.0	2-0-2-0.0	0-0-0-0.0
Oregon State	4-0-4-0.0	0-0-0-0.0	8-1-9-0.0	1-0-1-0.0	0-0-0-0.0	1-1-2-0.5	0-0-0-0.0
at Colorado	1-0-1-0.0	1-0-1-0.0	7-2-9-0.0	3-0-3-0.0	1-0-1-0.0	0-0-0-0.0	0-0-0-0.0
at California	5-1-6-1.0	0-0-0-0.0	4-0-4-0.0	2-3-5-0.0	0-0-0-0.0	3-0-3-1.0	0-0-0-0.0
Utah	3-1-4-1.5	0-0-0-0.0	8-2-10-0.0	1-0-1-0.0	0-0-0-0.0	2-1-3-0.0	0-0-0-0.0
at Arizona State	6-3-9-1.0	3-0-3-0.0	5-0-5-0.0	2-1-3-1.0	0-1-1-0.0	4-2-6-0.0	2-0-2-0.0
Arizona	2-0-2-1.0	1-0-1-0.0	1-1-2-0.0	2-1-3-1.0	0-0-0-0.0	4-0-4-0.0	0-0-0-0.0
at Washington State	3-2-5-2.5	1-0-1-0.0	5-3-8-0.0	5-2-7-0.0	1-0-1-0.0	0-0-0-0.0	0-0-0-0.0
USC	0-4-4-0.0	0-0-0-0.0	4-1-5-0.0	1-2-3-0.0	1-0-1-0.0	2-0-2-0.0	0-0-0-0.0
Stanford	1-1-2-0.0	0-0-0-0.0	2-3-5-0.0	0-0-0-0.0	0-0-0-0.0	2-1-3-1.0	0-0-0-0.0
at Stanford	0-1-1-0.0	0-0-0-0.0	4-3-7-0.0	0-0-0-0.0	0-0-0-0.0	2-5-7-0.5	0-0-0-0.0
Baylor	1-2-3-0.5	0-0-0-0.0	0-0-0-0.0	0-0-0-0.0	0-0-0-0.0	2-4-6-1.0	0-0-0-0.0

<b>Game</b>	<b>Price, S.</b>	<b>Rios</b>	<b>Sermons</b>	<b>Tuliaupupu</b>	<b>Wallace</b>	<b>Willis</b>	<b>Zumwalt, J.</b>
<b>PT-AT-TT-TFL</b>	<b>PT-AT-TT-TFL</b>	<b>PT-AT-TT-TFL</b>	<b>PT-AT-TT-TFL</b>	<b>PT-AT-TT-TFL</b>	<b>PT-AT-TT-TFL</b>	<b>PT-AT-TT-TFL</b>	<b>PT-AT-TT-TFL</b>
at Rice	4-0-4-0.0	0-0-0-0.0	0-0-0-0.0	0-1-1-0.0	0-0-0-0.0	1-1-2-0.0	3-0-3-0.0
Nebraska	0-0-0-0.0	0-0-0-0.0	0-0-0-0.0	0-0-0-0.0	0-0-0-0.0	0-0-0-0.0	6-1-7-2.0
Houston	0-1-1-0.0	0-0-0-0.0	0-0-0-0.0	0-0-0-0.0	1-0-1-0.0	0-0-0-0.0	3-0-3-0.0
Oregon State	2-0-2-0.0	0-0-0-0.0	0-0-0-0.0	0-0-0-0.0	0-0-0-0.0	0-0-0-0.0	3-0-3-1.0
at Colorado	5-0-5-0.0	0-1-1-0.0	1-0-1-0.0	1-0-1-0.0	0-0-0-0.0	2-0-2-1.0	0-0-0-0.0
at California	1-2-3-0.0	0-0-0-0.0	0-0-0-0.0	0-0-0-0.0	0-0-0-0.0	0-1-1-0.0	1-0-1-0.0
Utah	2-0-2-0.0	1-0-1-0.0	0-0-0-0.0	0-0-0-0.0	0-0-0-0.0	0-0-0-0.0	4-0-4-0.0
at Arizona State	0-1-1-0.0	0-0-0-0.0	0-0-0-0.0	0-0-0-0.0	0-0-0-0.0	0-0-0-0.0	5-5-10-2.0
Arizona	2-1-3-0.5	0-0-0-0.0	1-0-1-0.0	0-0-0-0.0	0-0-0-0.0	0-0-0-0.0	2-0-2-0.0
at Washington State	3-1-4-0.0	0-0-0-0.0	0-0-0-0.0	0-0-0-0.0	0-0-0-0.0	0-0-0-0.0	2-1-3-1.0
USC	4-0-4-0.0	0-0-0-0.0	0-0-0-0.0	0-0-0-0.0	1-0-1-0.0	0-0-0-0.0	4-1-5-0.0
Stanford	5-0-5-0.0	1-0-1-0.0	0-0-0-0.0	0-1-1-0.0	1-0-1-0.0	0-0-0-0.0	3-0-3-0.0
at Stanford	1-1-2-0.0	0-0-0-0.0	0-0-0-0.0	0-0-0-0.0	0-0-0-0.0	0-0-0-0.0	6-6-12-1.0
Baylor	1-0-1-0.0	0-0-0-0.0	0-0-0-0.0	0-0-0-0.0	0-0-0-0.0	0-0-0-0.0	8-7-15-0.0

## GAME-BY-GAME STARTERS

### OFFENSE

OPPONENT	Xwr	LT	LG	C	RG	RT	Y	QB	F	TB	Zwr
<b>at Rice</b>	Johnson	White	Su'a-Filo	Brendel	Baca	Goines	Fauria	Hundley	Manfro	Franklin	Evans
<b>Nebraska</b>	Johnson	White	Su'a-Filo	Brendel	Baca	Goines	Fauria	Hundley	Allen(fb)	Franklin	Evans
<b>Houston</b>	Johnson	White	Su'a-Filo	Brendel	Downey	Goines	Thigpen(rb)	Hundley	James	Franklin	Evans
<b>Oregon St.</b>	Johnson	White	Su'a-Filo	Brendel	Downey	Goines	Fauira	Hundley	Thigpen	Franklin	Evans
<b>at Colorado</b>	Johnson	White	Su'a-Filo	Brendel	Baca	Goines	Fauria	Hundley	James	Franklin	Evans
<b>at California</b>	Johnson	White	Su'a-Filo	Brendel	Baca	Goines	Bell	Hundley	James	Franklin	Evans
<b>Utah</b>	Payton	White	Su'a-Filo	Brendel	Baca	Goines	Fauira	Hundley	Walker	Manfro	Evans
<b>at ASU</b>	Johnson	White	Su'a-Filo	Brendel	Baca	Goines	Payton(wr)	Hundley	Manfro	Franklin	Evans
<b>Arizona</b>	Johnson	White	Su'a-Filo	Brendel	Baca	Goines	Payton(wr)	Hundley	Manfro	Franklin	Evans
<b>at WSU</b>	Johnson	White	Su'a-Filo	Brendel	Baca	Goines	Payton(wr)	Hundley	Allen(fb)	Franklin	Evans
<b>USC</b>	Johnson	White	Su'a-Filo	Brendel	Baca	Goines	Fauria	Hundley	Thigpen	Franklin	Evans
<b>Stanford</b>	Johnson	White	Su'a-Filo	Brendel	Baca	Goines	Fauira	Hundley	Fuller	Franklin	Evans
<b>at Stanford</b>	Johnson	White	Su'a-Filo	Brendel	Baca	Goines	Fauira	Hundley	Fuller	Franklin	Evans
<b>vs. Baylor</b>	Johnson	White	Su'a-Filo	Brendel	Cid	Baca	Fauria	Hundley	Allen(fb)	Franklin	Evans

### DEFENSE

OPPONENT	DE	DT	DE	LOLB	LILB	RILB	ROLB	CB	SS	FS	CB
<b>at Rice</b>	D. Jones	Epenesa	Marsh	J. Zumwalt	Hilliard	Kendricks	Barr	Hester	Abbott	McDonald	S. Price
<b>Nebraska</b>	D. Jones	Epenesa	Marsh	J. Zumwalt	Holmes	Kendricks	Barr	Hester	Goforth	McDonald	Abbott
<b>Houston</b>	D. Jones	Epenesa	Marsh	J. Zumwalt	McKay	Kendricks	Barr	Hester	Abbott	McDonald	S. Price
<b>Oregon St.</b>	D. Jones	Epenesa	Marsh	J. Zumwalt	Holmes	Kendricks	Barr	Hester	Abbott	McDonald	S. Price
<b>at Colorado</b>	D. Jones	Epenesa	Marsh	Holmes	Hofmeister	Kendricks	Barr	Hester	Abbott	McDonald	S. Price
<b>at California</b>	D. Jones	Epenesa	Marsh	Holmes	Hofmeister	Kendricks	Barr	Hester	Abbott	McDonald	S. Price
<b>Utah</b>	D. Jones	Epenesa	Marsh	Holmes	J. Zumwalt	Kendricks	Barr	Hester	Abbott	McDonald	S. Price
<b>at ASU</b>	D. Jones	Epenesa	Marsh	Holmes	J. Zumwalt	Kendricks	Barr	Hester	Abbott	McDonald	S. Price
<b>Arizona</b>	D. Jones	Goforth(db)	Marsh	Holmes	Hilliard	Kendricks	Barr	Hester	Abbott	McDonald	S. Price
<b>at WSU</b>	D. Jones	Goforth(db)	Marsh	Holmes	Hilliard	Kendricks	Barr	Hester	Abbott	McDonald	S. Price
<b>USC</b>	D. Jones	Goforth(db)	Marsh	Holmes	Hilliard	Kendricks	Barr	Hester	Abbott	McDonald	S. Price
<b>Stanford</b>	D. Jones	Epenesa	Marsh	Holmes	J. Zumwalt	Kendricks	Barr	Hester	Abbott	McDonald	S. Price
<b>at Stanford</b>	D. Jones	Epenesa	Marsh	Graham	J. Zumwalt	Kendricks	Barr	Hester	Abbott	McDonald	S. Price
<b>vs. Baylor</b>	D. Jones	Odighizuwa	Marsh	Hilliard	J. Zumwalt	Kendricks	Barr	Hester	Abbott	Goforth	S. Price

## INDIVIDUAL HONORS

### ANDREW ABBOTT, DB

Hon. Mention All-Pac-12 (Coaches)  
UCLA Captains Award  
Semifinalist for Burlsworth Award  
Kenneth S. Washington Award for Outstanding Senior of the Year (defense)

### DAVID ALLEN, FB

Second-team All-Pac-12 special teams (coaches)  
Jerry Long "Heart" Award  
N.N. Sugarman Award for Best Leadership (special teams)  
UCLA Captains Award

### JEFF BACA, OL

Second-team All-Pac-12 (coaches)  
Second-team All-Pac-12 (Phil Steele)  
Kenneth S. Washington Award for Outstanding Senior of the Year (offense)

### ANTHONY BARR, LB

Second-team All-America (Associated Press)  
Second-team All-America (si.com)  
Second-team All-America (CBSSports.com)  
Second-team All-America (FoxSportsNext)  
Second-team All-America (Phil Steele)  
Pac-12 Defensive Player of the Year (collegefootballnews.com)  
First-team All-Pac-12 (coaches)  
First-team All-Pac-12 (Phil Steele)  
First-team All-Pac-12 (collegefootballnews.com)  
Honorable Mention Academic All-Pac-12  
Henry R. "Red" Sanders Award for Most Valuable Player (defense)

### JAKE BRENDL, OL

First-team Freshman All-America (Sporting News)  
Second-team Freshman All-America (collegefootballnews.com)  
Honorable Mention All-Pac-12 (coaches)  
First-team All-Pac-12 Academic team  
Captain Don Brown Memorial Award for Most Improved Player (offense)

### SHAQUELLE EVANS, WR

Third-team All-Pac-12 (Phil Steele)  
Honorable Mention All-Pac-12 (coaches)

### KA'IMI FAIRBAIRN, PK

Captain Don Brown Memorial Award for Most Improved Player (special teams)

### JOSEPH FAURIA, Y

Honorable Mention All-Pac-12 (coaches)  
Kenneth S. Washington Award for Outstanding Senior of the Year (Offense)

### JOHNATHAN FRANKLIN, RB

First-team All-America (CBSSports.com)  
First-team All-America (FWAA)  
Second-team All-America (Associated Press)  
Second-team All-America (si.com)  
Second-team All-America (Walter Camp)  
Second-team All-America (Phil Steele)  
Second-team All-America (FoxSportsNext)  
Doak Walker Award (finalist)  
Second-team All-Pac-12 (Coaches)  
UCLA Captains Award  
Bruin Force Award  
Henry R. "Red" Sanders Award for Most Valuable Player (offense)  
George W. Dickerson Award for Outstanding Offensive Player Against USC  
N.N. Sugarman Award for Best Leadership (offense)

### SIMON GOINES, OL

Honorable Mention Freshman All-America (collegefootballnews.com)

### TODD GOLPER, LB

Honorable Mention All-Pac-12 Academic team

### TRE HALE, DL

Charles Pike Memorial Award for Outstanding Scout Team Player (defense)

### DALTON HILLIARD, LB

Kenneth S. Washington Award for Outstanding Senior of the Year (special teams)  
Tommy Prothro Award for Outstanding Special Teams Player

### RYAN HOFMEISTER, LB

Honorable Mention All-Pac-12 Academic team

### DAMIEN HOLMES, LB

N.N. Sugarman Award for Best Leadership (defense)  
UCLA Captains Award

### BRETT HUNDLEY, QB

Honorable Mention All-Pac-12 (coaches)  
Honorable Mention All-Pac-12 (collegefootballnews.com)  
John Boncheff, Jr. Memorial Award for Rookie of the Year

### DATONE JONES, DL

First-team All-Pac-12 (collegefootballnews.com)  
Second-team All-Pac-12 (coaches)  
Second-team All-Pac-12 (Phil Steele)  
Captain Don Brown Memorial Award for Most Improved Player (defense)  
Kenneth S. Washington Award for Outstanding Senior of the Year (defense)

### ERIC KENDRICKS, LB

Second-team All-Pac-12 (Phil Steele)  
Honorable Mention All-Pac-12 (coaches)  
Honorable Mention All-Pac-12 Academic team  
Donn Moomaw Award for Outstanding Defensive Player Against USC

### TAYLOR LAGACE, LB

Charles Pike Memorial Award for Outstanding Scout Team Player (special teams)

### JEFF LOCKE, K

Honorable Mention All-America (si.com)  
First-team All-Pac-12 (coaches)  
First-team All-Pac-12 (Phil Steele)  
First-team All-Pac-12 (CBSSports.com)  
First-team Academic All-Pac-12  
NCAA Post-Graduate Scholarship  
UCLA Captains Award  
Paul I. Wellman Memorial Award for All-Around Excellence  
Kenneth S. Washington Award for Outstanding Senior of the Year (special teams)  
Jack R. Robinson Award for the Senior with the Highest Scholarship

### STEVEN MANFRO, RB

Second-team All-Pac-12 Academic team  
Third-team All-Pac-12 punt returner (Phil Steele)

### CASSIUS MARSH, DL

Honorable Mention All-Pac-12 (coaches)

### KEVIN McDERMOTT, LS

Honorable Mention Academic All-Pac-12

### JERRY NEUHEISEL, QB

Charles Pike Memorial Award for Outstanding Scout Team Player (offense)

### XAVIER SU'A-FILO, OL

Second-team All-America (FoxSportsNext)  
Third-team All-America (Associated Press)  
Third-team All-America (CBSSports.com)  
Fourth-team All-America (Phil Steele)  
Honorable Mention All-America (si.com)  
First-team All-Pac-12 (coaches)  
First-team All-Pac-12 (Phil Steele)  
First-team All-Pac-12 (collegefootballnews.com)  
UCLA Captains Award

### IAN TAUBLER, Y

Ed Kezirian "Coach K" Award for Academics and Athletic Balance

### DAMIEN THIGPEN, RS

Third-team All-Pac-12 (Phil Steele)  
Honorable Mention All-Pac-12 (coaches)

### TORIAN WHITE, OL

Honorable Mention Freshman All-America (collegefootballnews.com)



## 2012 PAC-12 CONFERENCE FINAL STANDINGS

Pac-12 Games						All Games				
NORTH	W	L	Pct.	Pts.	Opp.	W	L	Pct	Pts.	Opp.
Oregon	8	1	.889	448	191	12	1	.923	645	281
Stanford	8	1	.889	260	153	12	2	.857	390	241
Oregon State	6	3	.667	267	203	9	4	.692	423	268
Washington	5	4	.556	210	220	7	6	.538	312	314
California	2	7	.222	174	300	3	9	.250	276	397
Washington State	1	8	.111	180	327	3	9	.250	245	404
SOUTH	W	L	Pct.	Pts.	Opp.	W	L	Pct	Pts.	Opp.
UCLA	6	3	.667	310	250	9	5	.645	482	386
Arizona State	5	4	.556	309	244	8	5	.615	499	316
USC	5	4	.556	306	234	7	6	.538	417	316
Arizona	4	5	.444	308	356	8	5	.615	496	459
Utah	3	6	.333	235	253	5	7	.417	320	301
Colorado	1	8	.111	155	431	1	11	.083	214	552

## 2012 PAC-12 CONFERENCE HONORS



### OFFENSE

#### First Team

QB - Marcus Mariota, Fr., Oregon  
 RB - Kenjon Barner, Sr., Oregon  
 RB - Ka'Deem Carey, So., Arizona  
 WR - Marqise Lee, So., USC  
 WR - Markus Wheaton, Sr., Oregon State  
 TE - Zach Ertz, Sr., Stanford  
 OL - Hroniss Grasus, So., Oregon  
 OL - Khaled Holmes, Sr., USC  
 OL - Brian Schwenke, Sr., California  
**OL - Xavier Su'a-Filo, So., UCLA**  
 OL - David Yankey, Jr., Stanford

#### Second Team

QB - Matt Scott, Sr., Arizona  
 RB - Stepan Taylor, Jr., Stanford  
**RB - Johnathan Franklin, Sr., UCLA**  
 WR - Austin Hill, So., Arizona  
 WR - Robert Woods, Jr., USC  
 TE - Austin Seferian-Jenkins, So., Washington  
 OL - David Bakhtiari, Jr., Colorado  
**OL - Jeff Baca, Sr., UCLA**  
 OL - Sam Brenner, Sr., Utah  
 OL - Kevin Danser, Sr., Stanford  
 OL - Sam Schwartzstein, Sr., Stanford

### DEFENSE

#### First Team

DL - Scott Crichton, So., Oregon State  
 DL - Star Lotulelei, Sr., Utah  
 DL - Dion Jordan, Sr., Oregon  
 DL - Will Sutton, Jr., Arizona State  
**LB - Anthony Barr, Jr., UCLA**  
 LB - Trent Murphy, Sr., Stanford  
 LB - Chase Thomas, Sr., Stanford  
 DB - Ifo Ekpre-Olomu, So., Oregon  
 DB - Jordan Poyer, Sr., Oregon State  
 DB - Ed Reynolds, Jr., Stanford  
 DB - Desmond Trufant, Sr., Washington

#### Second Team

DL - Ben Gardner, Jr., Stanford  
 DL - Henry Anderson, Jr., Stanford  
 DL - Morgan Breslin, Jr., USC  
**DL - Datone Jones, Sr., UCLA**  
 LB - Kiki Alonso, Sr., Oregon  
 LB - Michael Clay, Sr., Oregon  
 LB - Brandon Magee, Sr., Arizona State  
 DB - Deone Bucannon, Jr., Washington State  
 DB - Alden Darby, Jr., Arizona State  
 DB - T.J. McDonald, Sr., USC  
 DB - Nickell Robey, Jr., USC

### SPECIAL TEAMS

#### First Team

PK - Vince D'Amato, Jr., California  
**P - Jeff Locke, Sr., UCLA**  
 RS - Reggie Dunn, Sr., Utah  
 ST - Jordan Jenkins, Sr., Oregon State

#### Second Team

PK - Andrew Furney, Jr., Washington State  
 P - Josh Hubner, Sr., Arizona State  
 RS - Marqise Lee, So., USC  
**ST - David Allen, Sr., UCLA**

### HONORABLE MENTION

**UCLA:** DB Andrew Abbott; OL Jake Brendel; WR Shaquille Evans; TE Joseph Fauria; QB Brett Hundley; LB Eric Kendricks; DL Cassius Marsh; RS Damien Thigpen

### ADDITIONAL HONORS


**Offensive Player of the Year:** Marqise Lee, So., WR, USC  
**Pat Tillman Defensive Player of the Year:** Will Sutton, Jr., DL, Arizona State  
**Offensive Freshman of the Year:** Marcus Mariota, QB, Oregon  
**Defensive Freshman of the Year:** Leonard Williams, DL, USC  
**Coach of the Year:** David Shaw, Stanford



JEFF BACA



DATONE JONES



JEFF LOCKE



## GAME 1

at Rice - Aug. 30, 2012 at Houston, TX

### Scoring

UCLA	19	16	0	14	49
Rice	10	14	0	0	24

Weather: Partly Cloudy (88°) / Attn.: 23,103

### First Quarter

12:27 UCLA - Hundley, Brett 72 yd run (Fairbairn, Ka'imi kick blocked), 1-72 0:13  
 10:22 UCLA - Johnson, Jerry 11 yd pass from Hundley (Fairbairn kick blocked), 3-47 0:45  
 8:28 UCLA - Franklin, Johnathan 74 yd run (Fairbairn kick), 1-74 0:13  
 6:08 Rice - Willson, Luke 8 yd pass from McHargue, T. (Boswell, Chris kick), 6-75 2:20  
 2:18 Rice - Boswell 53 yd field goal, 5-33 2:42

### Second Quarter

13:08 Rice - McHargue, T. 1 yd run (Boswell kick), 6-47 1:52  
 9:17 UCLA - Fairbairn 27 yd field goal, 11-66 3:51  
 3:36 UCLA - Franklin 78 yd run (Fairbairn kick), 2-74 0:31  
 1:20 Rice - McGuffie, Sam 2 yd pass from McHargue, T. (Boswell kick), 7-75 0:00  
 0:17 UCLA - Holmes, Damien 44 yd fumble recovery (Fairbairn kick blocked)

### Third Quarter

No scoring


### Fourth Quarter

12:29 UCLA - Fauria, Joseph 4 yd pass from Hundley (Hundley pass failed), 12-55 3:36  
 7:54 UCLA - Franklin 22 yd run (Allen, David pass from Hundley), 7-76 2:38

UCLA		Rice
25	First Downs	20
37/343	Carries/Net Yards Rushing	48/174
303	Net Yards Passing	184
32/24/1	Pass Comp/Att/Int	30/18/1
69/646	Total Plays/Total Yards	78/358
8/107	Penalties	3/30
25:45	Time of Possession	34:15
2/11	Third Down Conversion/ Att	7/18
7/42	Sacks/Yds	2/7
3/3	Red Zone	3/3

### Top Individuals

Rushing - Franklin (U) 15-214, Hundley (U) 7-68, James (U) 5-28; McHargue (R) 22-95; Receiving - James (U) 4-45, Evans (U) 4-42, Thigpen (U) 4-42, Fauria (U) 3-53; McGuffie (R) 8-63; Passing - Hundley (U) 21-28-1-202, Brehaut 3-4-0-101; McHargue (R) 17-28-1-172; Interceptions - S. Price (U) 1-0; Nwoso (R) 1-8



**HOUSTON** - Johnathan Franklin rushed for 214 yards and three touchdowns as UCLA racked up 343 yards on the ground en route to a 49-24 win over Rice. Redshirt freshman quarterback Brett Hundley was 21 of 28 for 202 yards and two touchdowns and rushed for 68 yards and another touchdown. Y receiver Joseph Fauria caught three passes for 53 yards and a score. After a scoreless third quarter, UCLA put the game away with a 3-yard touchdown pass from Hundley to Fauria to make it 41-24, after the two-point conversion failed, with 12:29 left in the game. Franklin extended the lead to 49-24 with a 22-yard touchdown run and Hundley connected with fullback David Allen for the two-point conversion with 7:54 remaining in the fourth.

Hundley, who was playing in his first collegiate game, took UCLA's first snap from scrimmage and raced 72 yards down the right side for a touchdown. UCLA amassed 646 total yards in Jim Mora's first game as head coach.

## GAME 2

Nebraska - Sept. 8, 2012 at Rose Bowl

### Scoring

Nebraska	14	10	3	3	30
UCLA	7	17	3	9	36

Weather: Haze (90°) / Attn.: 71,530

### First Quarter

9:08 UCLA - Fauria, Joseph 27 yd pass from Hundley, Brett (Fairbairn, Ka'imi kick), 1-27 0:06  
 7:00 Neb - Abdullah, Ameer 6 yd run (Maher, Brett kick), 6-75 2:08  
 2:24 Neb - Martinez, T. 92 yd run (Maher kick), 2-96 0:44

### Second Quarter

12:31 UCLA - Fairbairn 35 yd field goal, 12-58 4:53  
 7:55 UCLA - Fauria 4 yd pass from Hundley (Fairbairn kick), 6-58 2:53  
 5:07 Neb - Abdullah 17 yd run (Maher kick), 7-87 2:48  
 3:49 UCLA - Manfro, Steven 49 yd pass from Hundley (Fairbairn kick), 4-80 1:12  
 0:00 Neb - Maher 54 yd field goal, 5-25 0:40

### Third Quarter

11:50 UCLA - Fairbairn 22 yd field goal, 9-24 3:06  
 7:45 Neb - Maher 43 yd field goal, 9-36 2:33


### Fourth Quarter

8:44 UCLA - Jones, Datone safety  
 2:13 UCLA - Franklin, Johnathan 9 yd pass from Hundley (Fairbairn kick), 3-16 0:54  
 1:38 Neb - Maher 40 yd field goal, 5-13 0:26

UCLA		Nebraska
26	First Downs	20
56/344	Carries/Net Yards Rushing	36/260
309	Net Yards Passing	179
22/38/0	Pass Comp/Att/Int	17/31/1
94/653	Total Plays/Total Yards	67/439
11/126	Penalties	7/60
37:40	Time of Possession	22:20
9/20	Third Down Conversion/Att	1/11
2/18	Sacks/Yds	3/13
4/8	Red Zone	3/4

### Top Individuals

Rushing - Franklin (U) 26-217, Hundley (U) 12-53, Thigpen (U) 7-37; Abdullah (N) 16-119, T. Martinez (U) 13-112; Receiving - Manfro (U) 4-64, Fauria (U) 4-42, Lucien (U) 3-70, Franklin (U) 3-59; Bell (N) 6-108; Passing - Hundley (U) 21-33-0-305, Brehaut 1-5-0-4; Martinez (N) 17-31-1-179; Interceptions - Abbott (U) 1-24



**Pasadena** - Brett Hundley passed for 305 yards and four touchdowns in an outstanding Rose Bowl debut, while defensive end Datone Jones sacked Taylor Martinez for the tiebreaking two points with 8:44 to play, and UCLA edged the No. 17-ranked Cornhuskers 36-30. Johnathan Franklin rushed for 217 yards on the day and caught an 8-yard TD pass with 2:13 to play for the Bruins.

who improved to 2-0 under new coach Jim Mora. But the Bruins couldn't stay ahead until Jones read a pass play in Martinez's eyes and closed on the NU quarterback in the end zone for a safety. Y receiver Joseph Fauria caught two TD passes and f-back Steven Manfro grabbed another from Hundley, the redshirt freshman who went 21 for 31 and led the Bruins to 653 total yards. After Jones put the Bruins ahead in a defense-dominated second half, safety Andrew Abbott intercepted a long pass by Martinez and returned it to the Nebraska 16, setting up Franklin's TD catch.

UCLA topped 640 yards of offense for the second time in two games under new offensive coordinator Noel Mazzone.

## GAME 3

Houston - Sept. 15, 2012 at Rose Bowl

### Scoring

Houston	0	0	0	6	6
UCLA	14	3	13	7	37

Weather: Haze (92°) / Attn.: 53,723

### First Quarter

14:44 UCLA - Kendrick, Eric 23 yd fumble recovery (Fairbairn, Ka'imi kick)  
 4:02 UCLA - Jones, Datone 7 yd pass from Hundley, Brett (Fairbairn kick), 17-90 4:57

### Second Quarter

12:35 UCLA - Fairbairn 35 yd field goal, 4-9 1:19

### Third Quarter

12:51 UCLA - James, Jordan 12 yd pass from Hundley (Fairbairn kick), 6-45 2:02  
 6:15 UCLA - Fairbairn 23 yd field goal, 4-5 1:03  
 1:19 UCLA - Fairbairn 33 yd field goal, 11-25 4:46


### Fourth Quarter

4:54 Houston - Piland, David 86 yd run (Farrow, Kenneth rush failed), 3-95 0:57  
 3:10 UCLA - Manfro, Steven 14 yd run (Fairbairn kick), 5-75 1:44

UCLA		Houston
29	First Downs	14
56/247	Carries/Net Yards Rushing	19/139
320	Net Yards Passing	249
27/42/2	Pass Comp/Att/Int	28/60/5
98/567	Total Plays/Total Yards	79/388
8/62	Penalties	8/64
41:14	Time of Possession	18:46
5/17	Third Down Conversion/Att	6/20
1/2	Sacks/Yds	3/20
6/7	Red Zone	1/2

### Top Individuals

Rushing - Franklin (U) 25-110, Thigpen (U) 9-89, James (U) 7-23; Farrow (H) 13-74, Piland (H) 4-71; Receiving - Manfro (U) 7-78, Franklin (U) 4-58, James (U) 3-28, Lucien (U) 2-42; Peace (H) 10-103; Passing - Hundley (U) 27-42-2-320; Piland (H) 28-60-5-249; Interceptions - Price (U) 3-8, McDonald (U) 1-50, Goforth (U) 1-0; McMillian (H) 1-5, Hayden (H) 1-1.



**Pasadena** - Redshirt freshman quarterback Brett Hundley passed for 320 yards and two touchdowns, and No. 22 UCLA's hard-hitting defense held high-scoring Houston in check as the Bruins beat the Cougars 37-6 at the Rose Bowl. Running back Johnathan Franklin, the nation's leading rusher entering the contest, gained 110 yards on 25 carries, cornerback Sheldon Price tied a school record with three of UCLA's five

interceptions, and Ka'imi Fairbairn kicked three field goals to help the unbeaten Bruins earn their third-straight victory under first-year coach Jim Mora.

Hundley completed 27 of 42 passing attempts with two interceptions. Franklin, who averaged 215.5 yards in the first two games, moved into second place on UCLA's career rushing list with 3,210 yards. Gaston Green gained 3,731 yards in the 1980s.

## GAME 4

**Oregon State - Sept. 22, 2012 at Rose Bowl**

### Scoring

Oregon State	3	14	7	3	27
UCLA	0	10	0	10	20

Weather: Partly Cloudy (88°) / Attn.: 54,636

### First Quarter

9:24 Oregon State - Romaine, Trevor 22 yd field goal, 13-81 4:13

### Second Quarter

12:59 UCLA - Fairbairn, Ka'imi 22 yd field goal, 5-52 2:01  
12:48 Oregon State - Cooks, Brandin 75 yd pass from Mannion, Sean (Romaine kick), 1-75 0:11  
5:23 Oregon State - Wheaton, Markus 42 yd pass from Mannion (Romaine kick), 4-55 1:42  
0:49 UCLA - Evans, Shaquille 65 yd pass from Hundley, Brett (Fairbairn kick), 3-78 0:42

### Third Quarter

1:21 Oregon State - Woods, Storm 2 yd run (Romaine kick), 13-88 4:46


### Fourth Quarter

14:01 UCLA - Hundley 1 yd run (Fairbairn kick), 7-75 2:20  
9:33 Oregon State - Romaine 17 yd field goal, 9-74 4:28  
1:47 UCLA - Fairbairn 35 yd field goal, 13-71 3:01

UCLA		Oregon State
19	First Downs	25
28/72	Carries/Net Yards Rushing	41/122
372	Net Yards Passing	379
27/42/0	Pass Comp/Att/Int	24/35/1
70/444	Total Plays/Total Yards	76/501
7/56	Penalties	9/90
25:24	Time of Possession	34:36
2/15	Third Down Conversion/Att	6/15
3/20	Sacks/Yds	2/13
3/3	Red Zone	3/3

### Top Individuals

Rushing - Franklin (U) 12-45, Hundley (U) 10-32; Woods (O) 21-96; Receiving - Evans (U) 6-148, Johnson (U) 5-75, Manfro (U) 3-22, Bell (U) 2-63; Wheaton (O) 9-150, Cooks (O) 6-175; Passing - Hundley (U) 27-42-0-372; Mannion (O) 24-35-1-379; Interceptions - McKay (U) 1-0.



**Pasadena** - Brett Hundley completed 27 of 42 passes for 372 yards as No. 19 UCLA dropped a 27-20 decision to Oregon State in both teams' Pac-12 opening contest. The young quarterback became the first Bruin to throw for at least 300 passing yards in three straight games with his performance against the Beavers.

The Bruins entered having scored 15 touchdowns and having averaged 622.0 yards to rank second nationally in total offense. Oregon State surrendered just 444 yards and two touchdowns in handing the Bruins the loss. Johnathan Franklin finished with 45 yards on 12 carries. He had averaged 8.2 yards per carry in his previous three games. Trailing 17-10 at the half, the Bruins were unable to capitalize on two scoring chances in the third quarter. First, UCLA failed to convert a fourth-and-2 at the Oregon State 35-yard line after linebacker Anthony Barr forced a fumble by the OSU quarterback at the Beavers 43 and safety Tevin McDonald recovered. The Bruins got another chance when linebacker Stan McKay intercepted a pass at the Beavers 48, but the OSU defense forced a punt.

The Bruins had a chance to pull within seven points, but Ka'imi Fairbairn was wide right on a 42-yard field goal with 7:37 remaining. Fairbairn converted a 35-yarder with 1:47 left, but Oregon State recovered UCLA's onside kick and ran out all but the final five seconds.

## GAME 5

**at Colorado - Sept. 29, 2012 at Boulder, CO**

### Scoring

UCLA	7	14	7	14	42
Colorado	0	7	0	7	14

Weather: Mostly Sunny (75°) / Attn.: 46,893

### First Quarter

4:53 UCLA - Hundley, Brett 12 yd run (Fairbairn, Ka'imi kick), 9-87 2:55

### Second Quarter

12:38 UCLA - Bell, Darius 17 yd pass from Hundley (Fairbairn kick), 10-76 3:11  
8:18 Colorado - Ebner, Dustin 17 yd pass from Webb, Jordan (Oliver, Will kick), 8-75 4:20  
2:14 UCLA - Hundley 12 yd run (Fairbairn kick), 5-43 1:53

### Third Quarter

1:54 UCLA - Fauria, Joseph 8 yd pass from Hundley (Fairbairn kick), 7-62 1:57


### Fourth Quarter

14:28 UCLA - James, Jordan 25 yd run (Fairbairn kick), 4-35 1:53  
10:54 UCLA - Thigpen, Damien 23 yd run (Fairbairn kick), 8-84 2:13  
2:43 Colorado - Kasa, Nick 31 yd pass from Hirschman, Nick (Oliver kick), 10-80 5:36

UCLA		Colorado
29	First Downs	14
44/211	Carries/Net Yards Rushing	30/83
281	Net Yards Passing	226
25/40/0	Pass Comp/Att/Int	23/35/1
84/492	Total Plays/Total Yards	65/309
7/69	Penalties	5/56
27:07	Time of Possession	32:53
7/15	Third Down Conversion/Att	2/15
4/12	Sacks/Yds	3/21
4/4	Red Zone	1/1

### Top Individuals

Rushing - Franklin (U) 15-111, Thigpen (U) 9-47, James (U) 4-33; Jones (C) 8-31; Receiving - Johnson (U) 4-36, Franklin (U) 3-48, Rice (U) 3-30, Evans (U) 3-29; McCulloch (C) 7-69; Passing - Hundley (U) 25-38-0-281, Prince (U) 0-2-0; Webb (C) 21-32-1-184, Hirschman (C) 2-3-0-42; Interceptions - McKay (U) 1-18.



**Boulder, Colo.** - One week after suffering their first loss of the season against Oregon State, the Bruins bounced back in impressive fashion, downing Colorado 42-14 in Boulder, Colo. The Bruin's 4-1 record marks its best start since 2007. Hundley threw for 281 yards and two touchdowns and also ran for a couple of scores as the Bruins improved to 30-10-2 in the weeks following a loss that

dropped them from the rankings. They tumbled from a ranking of No. 19 last week with a loss at home to Oregon State.

Franklin set the tone early, running for 97 of his 111 yards in the first half and catching all three of his passes for 48 yards as the Bruins jumped ahead 21-7 at the break.

The Buffaloes were driving in the third quarter when they were stuffed on fourth-and-1 at midfield, then coughed up the ball on their next two possessions. Leading a swarming Bruins defense were linebackers Anthony Barr and Damien Holmes, who combined for four sacks, seven tackles for loss and three hurries.

Franklin, who was limited to 45 yards rushing a week earlier, had a big first half, when his 28-yard bob-and-weave on a screen pass set up Hundley's 1-yard TD keeper that put UCLA ahead 21-7 at halftime.

UCLA linebacker Eric Kendricks and free safety Tevin McDonald each had a monster second half, teaming up to stuff Tony Jones on fourth-and-1 at midfield in the third quarter when the Buffs had some momentum, then combining for a crucial takeaway on their next series.

## GAME 6

**at California - Oct. 6, 2012 at Berkeley, CA**

### Scoring

UCLA	7	0	7	3	17
California	3	13	13	14	43

Weather: Mostly Clear (61°) / Attn.: 57,643

### First Quarter

10:44 UCLA - Marsh, Cassius 4 yd pass from Hundley (Fairbairn, Ka'imi kick), 7-28 2:09  
4:09 Cal - D'Amato, Vincenzo 26 yd field goal, 16-66 6:35

### Second Quarter

8:33 Cal - Anderson, C.J. 5 yd pass from Maynard, Zach (D'Amato kick), 8-67 3:12  
2:52 Cal - Allen, Keenan 8 yd pass from Maynard (D'Amato kick blocked by Marsh), 5-34 1:14

### Third Quarter

12:33 Cal - Bigelow, Brendan 32 yd pass from Maynard (D'Amato kick), 1-32 0:09  
10:16 UCLA - Fauria, Joseph 3 yd pass from Hundley (Fairbairn kick), 7-74 2:12  
5:58 Cal - Allen 34 yd pass from Maynard (D'Amato kick blocked by Jones), 9-75 4:18

### Fourth Quarter

14:31 UCLA - Fairbairn 29 yd field goal, 13-77 3:36  
6:36 Cal - Maynard 1 yd run (D'Amato kick), 4-27 1:25  
1:32 Cal - Anderson 68 yd run (D'Amato kick), 5-85 2:50

UCLA		California
26	First Downs	24
34/129	Carries/Net Yards Rushing	42/186
253	Net Yards Passing	295
31/47/4	Pass Comp/Att/Int	25/30/1
81/382	Total Plays/Total Yards	72/481
12/99	Penalties	11/100
29:44	Time of Possession	30:16
8/16	Third Down Conversion/Att	6/11
3/16	Sacks by/Yds	5/27
3/5	Red Zone	4/5

### Top Individuals

Rushing - Franklin (U) 15-103; Anderson (C) 21-151; Receiving - Evans (U) 7-68, James (U) 6-36, Payton (U) 3-41, Fauria (U) 3-38; Rogers (C) 7-129, Allen (C) 8-79; Passing - Hundley (U) 31-47-2-253; Maynard (C) 25-30-1-295; Interceptions - McKay (U) 1-2; Jackson (C) 3-0; Lowe (C) 1-57



**Berkeley, Calif.** - Cal took advantage of six Bruin turnovers to defeat No. 25 UCLA 43-17 at newly refurbished Memorial Stadium.

UCLA quarterback Brett Hundley, never found his rhythm on the night. He had a season-high 31 completions and passed for 253 yards and two touchdowns, but was under constant pressure from the Golden Bears defense. Johnathan Franklin managed 103

yards on the ground, but did not play parts of the second half due to injury.

The Bruins got creative when Hundley tossed a 4-yard touchdown pass to Cassius Marsh, a defensive end who lined up on the left side of the offensive line then ran a short out pattern. It's a formation UCLA has used previously this season, but the first time Marsh has scored.

Cal responded with a 26-yard field goal then took the lead on a short scoring pass midway through the second quarter. That score came after Hundley was charged with a fumble after his short pass in the left flat to Devin Fuller was ruled a lateral and recovered by Cal.

After UCLA kicker Ka'imi Fairbairn missed a 46-yard field goal attempt, the Bruins forced a punt but mishandled the kick while attempting a fair catch. The ball hit a Bruin in the back and Cal pounced on it.

Five plays later, Cal connected on another short scoring pass. The Bruins committed their third turnover of the first half when Hundley threw an interception in the end zone. UCLA pulled within 29-17 on Fairbairn's 30-yard field goal early in the fourth quarter, but Cal's defense came up with two more interceptions to secure the win.



## GAME 7

Utah - Oct. 13, 2012 at the Rose Bowl

### Scoring

Utah	7	0	0	7	14
UCLA	14	0	7	0	21

Weather: Mostly Sunny (69°) / Attn.: 66,303

### First Quarter

5:36 UCLA - Hundley, Brett 12 yd run (Fairbairn, Ka'imi kick), 13-69 5:49  
4:31 Utah - Lacy, Ryan 0 yd fumble recovery (Peterson, Coleman)  
3:24 UCLA - Evans, Shaquelle 64 yd pass from Hundley (Fairbairn kick), 3-75 1:07

### Second Quarter

No scoring

### Third Quarter

6:04 UCLA - Franklin, Johnathan 3 yd run (Fairbairn kick), 14-66 5:47


### Fourth Quarter

3:16 Utah - Anderson, Dres 1 yd pass from Hays, Jon (Peterson kick), 11-90 3:01

UCLA		Utah
19	First Downs	16
47/171	Carries/Net Yards Rushing	27/75
183	Net Yards Passing	244
15/21/0	Pass Comp/Att/Int	25/35/1
68/354	Total Plays/Total Yards	62/319
7/43	Penalties	4/30
31:25	Time of Possession	28:35
10/17	Third Down Conversion/Att	6/13
2/10	Sacks/Yds	2/6
2/2	Red Zone	1/1

### Top Individuals

Rushing - Franklin (U) 22-79, Hundley (U) 15-68, Thigpen (U) 9-20; White (UT) 11-44; Receiving - Evans (U) 4-91, Manfro (U) 4-14, Fauria (U) 3-41, Payton (U) 2-19; Anderson (UT) 9-70, Murphy (UT) 4-65; Passing - Hundley (U) 15-21-0-183; Wilson (UT) 23-33-1-220, Hays (UT) 1-1-0-1; Interceptions - Abbott (U) 1-1 .



**Pasadena** - Brett Hundley passed for 183 yards and a touchdown while rushing for 68 yards and another score, and UCLA's defense largely shut down Utah in a 21-14 victory at the Rose Bowl. Johnathan Franklin rushed for 79 yards and a TD for the Bruins (5-2, 2-2 Pac-12), who bounced back solidly from a loss at California last weekend.

Shaquelle Evans caught a 64-yard TD pass from

Hundley, who showed off his poise while winning a duel with Travis Wilson. Utah's freshman quarterback passed for 220 yards in his first career start, but the Utes lost their third straight. UCLA's defense shut out the Utah offense until Wilson led a 90-yard drive capped by Jon Hays' 1-yard TD pass to Dres Anderson with 3:16 to play. Utah got its only points of the first three quarters when Ryan Lacy recovered a muffed punt return in the end zone late in the first quarter.

Hundley went 15 for 21 in another impressive performance against a strong defense, showing off his smarts and athleticism while leading several lengthy drives. Franklin moved closer to the top spot on UCLA's career rushing list with a grind-it-out effort, most notably picking up a crucial first down with just over 2 minutes to play to help secure the win.

Safety Andrew Abbott intercepted a tipped pass by Wilson on the freshman's opening drive, and UCLA mounted a 13-play scoring march capped by Hundley's expert ball fake on a 12-yard TD run up the middle. Utah evened it 65 seconds later thanks to a fumbled punt.

Hundley put the Bruins back in front 67 seconds later with a sideline pass to Evans, who ran untouched into the end zone after a Utah defender gambled on an interception.

After UCLA opened the second half by stopping Utah on fourth down at the Bruins 34, Hundley calmly engineered a 14-play scoring drive capped off by Franklin's 3-yard TD run.

## GAME 8

at Arizona State - Oct. 27, 2012 at Tempe, AZ

### Scoring

UCLA	14	7	14	10	45
ASU	14	3	9	17	43

Weather: Mostly Sunny (80°) / Attn.: 55,672

### First Quarter

13:13 ASU - Ozier, Kevin 7 yd pass from Kelly, Taylor (Garoutte, Alex kick), 2-13 0:30  
9:50 ASU - Grice, Marion 2 yd run (Garoutte kick), 10-75 2:42  
6:24 UCLA - Franklin, Johnathan 3 yd run (Fairbairn, Ka'imi kick), 12-75 3:26  
1:05 UCLA - Fuller, Devin 15 yd pass from Hundley (Fairbairn kick), 10-98 3:32

### Second Quarter

11:09 ASU - Mora, Jon 36 yd field goal, 12-56 4:56  
1:08 UCLA - Franklin 5 yd run (Fairbairn kick), 1-5 0:04

### Third Quarter

13:10 ASU - Mora 31 yd field goal, 6-61 1:50  
12:59 UCLA - Thigpen, Damien 65 yd pass from Hundley (Fairbairn kick), 1-65 0:11  
10:39 ASU - Grice 20 yd pass from Kelly (Kelly pass failed), 8-75 2:20  
7:32 UCLA - Fauria, Joseph 4 yd pass from Hundley (Fairbairn kick), 9-75 3:07


### Fourth Quarter

14:14 ASU - Grice 8 yd pass from Kelly (Garoutte kick), 10-63 3:08  
9:01 UCLA - Thigpen 20 yd pass from Hundley (Fairbairn kick), 4-56 1:22  
5:17 ASU - Mora 22 yd field goal, 10-65 3:44  
1:33 ASU - Foster, D.J. 7 yd pass from Kelly (Garoutte kick), 6-56 2:03  
0:00 UCLA - Fairbairn 33 yd field goal, 12-60 1:33

UCLA		ASU
25	First Downs	29
47/212	Carries/Net Yards Rushing	59/220
274	Net Yards Passing	315
19/31/1	Pass Comp/Att/Int	25/35/1
78/486	Total Plays/Total Yards	94/535
7/77	Penalties	4/36
27:06	Time of Possession	32:54
7/13	Third Down Conversion/Att	7/19
5/23	Sacks/Yds	5/19
6/6	Red Zone	8/8

### Top Individuals

Rushing - Franklin (U) 26-164, Hundley (U) 15-27; Foster (AS) 13-61, Marshall (AS) 18-57; Receiving - Evans (U) 5-75, Fauria (U) 3-92, Fauria (U) 3-25, Manfro (U) 2-33; Foster (AS) 7-107, Grice (AS) 6-69; Passing - Hundley (U) 19-29-1-274-4; Kelly (AS) 25-35-1-315-4; Interceptions - Hilliard (U) 1-2; Carr (AS) 1-0.



**Tempe, Ariz.** - Ka'imi Fairbairn kicked a 33-yard field goal as the game ended and UCLA escaped with a 45-43 shootout victory at Arizona State. There was more than 1,000 yards of offense in the contest - 535 for Arizona State, 486 for UCLA. Redshirt freshman Brett Hundley, playing a few miles from where he grew up, drove the Bruins into field-goal range after ASU scored on a short touchdown pass to go

ahead 43-42 with 1:33 to play.

Hundley completed 19 of 31 for 274 yards and four touchdowns on the day. Johnathan Franklin rushed for 164 yards, leaving him 20 yards shy of the UCLA career rushing record.

Damien Thigpen put UCLA ahead 42-33 with his second TD pass of the day from Hundley, a 20-yarder with 9:01 to play. But the Sun Devils scored the next 10 points to regain the lead. Hundley, who starred for Chandler (Ariz.) High School, collected his 18th touchdown pass of the season, breaking the freshman record of 17 set by Tommy Maddox in 1990. He became the first quarterback to pass for more than 200 yards this season against Arizona State.

## GAME 9

Arizona - Nov. 3, 2012 at Rose Bowl

### Scoring

Arizona	0	3	7	0	10
UCLA	21	21	10	14	66

Weather: Clear (70°) / Attn.: 81,673

### First Quarter

1st 12:27 UCLA - Franklin, Johnathan 37 yd run (Fairbairn, Ka'imi kick), 9-75 2:33  
9:48 UCLA - Hundley, Brett 6 yd run (Fairbairn kick), 7-34 1:44  
3:13 UCLA - Payton, Jordan 17 yd pass from Hundley (Fairbairn kick), 14-85 5:26

### Second Quarter

11:14 UCLA - Thigpen, Damien 1 yd run (Fairbairn kick), 3-39 1:19  
6:47 Arizona - Bonano, John 28 yd field goal, 12-65 4:27  
3:07 UCLA - Franklin 2 yd run (Fairbairn kick), 11-75 3:40  
0:14 UCLA - Fauria, Joseph 1 yd pass from Hundley (Fairbairn kick), 6-32 1:44

### Third Quarter

9:58 UCLA - Fairbairn 25 yd field goal, 10-75 3:30  
7:18 Arizona - Carey, Ka'Deem 2 yd run (Bonano kick), 12-79 2:36  
5:21 UCLA - Fauria 28 yd pass from Hundley (Fairbairn kick), 1-28 2:06


### Fourth Quarter

10:49 UCLA - Manfro, Steven 14 yd run (Fairbairn kick), 8-72 2:13  
5:47 UCLA - Emesibe, Melvin 1 yd run (Fairbairn kick), 12-60 4:01

UCLA		Arizona
36	First Downs	18
63/308	Carries/Net Yards Rushing	40/121
303	Net Yards Passing	136
30/25/0	Pass Comp/Att/Int	30/17/0
93/611	Total Plays/Total Yards	70/257
13/134	Penalties	15/124
33:44	Time of Possession	26:16
8/15	Third Down Conversion/ Att	3/14
4/17	Sacks/Yds	1/9
8/9	Red Zone	2/2

### Top Individuals

Rushing - Franklin (U) 24-162, Manfro (U) 4-40, James (U) 6-37; Carey (A) 16-54; Receiving - Fauria (U) 5-81, Evans (U) 3-43, Payton (U) 3-37, Farnklin (U) 3-28, Johnson (U) 2-57; Hill (A) 5-57; Passing - Hundley (U) 23-28-0-288-3, Prince 2-2-0-15-0; Scott (A) 15-25-0-124-0, Denker (A) 2-5-0-12-0; Interceptions - none



**Pasadena, Calif.** - Johnathan Franklin had 162 yards in becoming No. 25 UCLA's career rushing leader, redshirt freshman Brett Hundley passed for 288 yards and three touchdowns, and the Bruins overwhelmed No. 24 Arizona 66-10 to move into first place in the Pac-12 South.

Franklin entered the game needing 21 yards to overtake Gaston Green, who gained 3,731 yards from 1984-87. He moved past Green

and into the top spot with a 37-yard touchdown run on his third carry, capping a 75-yard, nine-play drive following the opening kickoff that put the Bruins ahead for good.

Franklin, who carried 24 times and scored twice, raised his career rushing total to 3,873 yards as the Bruins, off to their best start since 2005, raced to a 42-3 halftime lead in snapping a five-game losing streak to the Wildcats.

The Bruins called a timeout after Franklin's record-breaking run to allow teammates to congratulate him. The crowd of 81,673 at the Rose Bowl joined in the celebration. Franklin came into the game as the country's seventh-leading rusher.

Hundley, who completed 16 straight passes at one stage (one shy of matching the school record), finished with 23 completions in 28 attempts without being intercepted. The 66 points were the most scored by the Bruins since Oct. 4, 1997, when they beat Houston 66-10.

UCLA gained 371 of its 611 yards in the first half against an Arizona defense, which came into the game ranked 110th out of 120 teams in total defense.

## GAME 10

at Washington St. - Nov. 10, 2012 at Pullman, WA

### Scoring

UCLA	7	30	7	0	44
Washington State	7	0	14	15	36

Weather: Partly Cloudy (27°) / Attn.: 28,110

### First Quarter

10:53 UCLA - Price, Sheldon 68 yd blocked FG return (Fairbairn, Ka'imiki kick)  
0:34 WSU - Williams, Dominique 6 yd pass from Halliday, Connor (Faurney, Andrew kick, 7-75 2:59

### Second Quarter

8:57 UCLA - Franklin, Johnathan 16 yd pass from Hundley, Brett (Fairbairn kick), 5-70 1:39  
7:27 UCLA - Fauria, Joseph 9 yd pass from Hundley, 4-24 1:25  
7:08 UCLA - Barr, Anthony safety  
6:40 UCLA - Fuller, Devin 10 yd pass from Hundley (Fairbairn kick), 2-41 0:19  
1:18 UCLA - Kendricks, Eric 40 yd fumble recovery return (Fairbairn kick)

### Third Quarter

7:05 WSU - Bartolone, Brett 7 yd pass from Halliday (Furney kick), 10-91 4:49  
4:10 UCLA - James, Jordan 2 yd run (Fairbairn kick), 7-74 2:49  
0:50 WSU - Mason, Marcus 4 yd pass from Halliday (Furney kick), 7-85 3:16


### Fourth Quarter

6:25 WSU - Williams, D. 11 yd pass from Halliday (Furney kick), 9-96 4:28  
1:31 WSU - Williams, Kristoff 3 yd pass from Halliday (Williams, D. pass from Halliday), 5-80 1:46

UCLA	Washington State
18	30
38/73	30/67
261	457
21/18/1	57/37/1
59/334	87/524
12/126	9/103
24:04	35:56
3/11	2/15
6/36	4/32
4/6	5/6

### Top Individuals

Rushing - Franklin (U) 19-66, Manfro (U) 1-4, James (U) 7-19, Caldwell (W) 10-62; Receiving - Fauria (U) 4-70, Evans (U) 3-40, Payton (U) 4-62, Franklin (U) 4-45, Johnson (U) 1-25, Mason (W) 8-54, Williams (W) 7-108; Passing - Hundley (U) 18-21-1-261-3, Halliday (W) 26-43-1-330-5, Tuel (W) 11-14-0-127-0; Interceptions - Abbott (U), Coen (W).



**Pullman, Wash.** - Brett Hundley threw three touchdown passes to help No. 17 UCLA beat Washington State 44-36 in Pullman, Wash. With the win, UCLA extended its winning streak to four in a row since a loss at California on Oct. 6, moving into first place in the Pac-12 South.

Washington State dominated the first quarter but could only come up with seven points, then was outscored 30-0 in the second quarter as Hundley fired three touchdown passes and the Bruins piled up 181 yards. The Bruins' blocked two WSU field goal attempts, returning one for a touchdown. They also returned a fumble for a score. But it was all UCLA in the second quarter. The Bruins took a 14-7 lead on Hundley's 16-yard scoring pass to running back Johnathan Franklin. WSU fumbled on the ensuing kickoff return, and UCLA took possession on the WSU 24. Y receiver Joseph Fauria caught a 9-yard pass from Hundley to give UCLA a 21-7 lead.

Washington State cut into UCLA's lead in the second half while holding the Bruins to one score. A pair of scoring passes and a touchdown run brought the hosts back into the game. Two more scoring passes in the fourth quarter reduced the Bruin lead to one score with 1:31 left.

## GAME 11

USC - Nov. 17, 2012 at Rose Bowl

### Scoring

USC	0	14	6	8	28
UCLA	17	7	7	7	38

Weather: Rain (64°) / Attn.: 83,277

### First Quarter

13:39 UCLA - Hundley, Brett 1 yd run (Fairbairn, Ka'imiki kick), 5-17 1:15  
4:35 UCLA - Fairbairn 23 yd field goal, 18-83 7:42  
1:34 UCLA - Fauria, Joseph 17 yd pass from Hundley (Fairbairn kick), 4-33 1:29

### Second Quarter

7:38 UCLA - Franklin, Johnathan 16 yd run (Fairbairn kick), 12-74 4:32  
5:58 USC - Agholor, Nelson 33 yd pass from Barkley, Matt (Heidari, Andre kick), 4-75 1:40  
1:07 USC - Telfer, Randall 2 yd pass from Barkley (Heidari kick), 8-56 2:18

### Third Quarter

13:53 USC - Uko, George 0 yd fumble recovery (Heidari kick failed)  
9:57 UCLA - Hundley 3 yd run (Fairbairn kick), 3-33 0:48


### Fourth Quarter

7:22 USC - Lee, Marqise 14 yd pass from Barkley (Woods, Robert pass from Barkley), 7-80 1:59  
4:02 UCLA - Franklin 29 yd run (Fairbairn kick), 9-83 3:14

UCLA	USC
27	29
50/172	30/172
234	341
30/22/0	43/23/2
80/406	73/513
12/115	6/51
33:20	26:40
5/15	4/10
1/5	5/39
5/5	2/3

### Top Individuals

Rushing - Franklin (U) 29-171; McNeal (S) 21-161; Receiving - Evans (U) 8-114, Fauria (U) 4-61, Johnson (U) 4-25, Fuller (U) 3-25; Lee (S) 9-158, Woods 5-68, Agholor 3-49, Telfer 3-26; Passing - Hundley (U) 22-30-0-234-1; Barkley (S) 20-38-2-301-3, Wittek (S) 3-3-0-40-0; Interceptions - Hester, Kendricks.



**Pasadena** - Brett Hundley passed for 234 yards and a touchdown and rushed for two more scores as No. 17 UCLA beat Southern California, clinching a second-straight Pac-12 South title and snapping a five-game losing streak in the crosstown showdown.

Linebacker Eric Kendricks blocked a punt and made a fourth-quarter interception for the

Bruins, who overcame intermittent second-half rain for a gutsy victory. UCLA punctuated its revitalization with its first win over the Trojans since 2006. UCLA entered the showdown with a higher ranking and more victories than USC for the first time in a decade.

Running back Johnathan Franklin rushed for 171 yards and two touchdowns for UCLA, including a clutch 29-yard scoring run with 4:02 to play. Cornerback Sheldon Price then blocked USC's field-goal attempt with 1:34 left, and the Bruins stormed the field after the final gun.

Redshirt junior wide receiver Shaquell Evans had eight catches for 114 yards for UCLA, which clinched a spot in the Pac-12 title game with its fifth consecutive win. Franklin and Y receiver Joseph Fauria scored while UCLA jumped out to an early 24-0 lead under a morning mist that turned into serious rain by halftime.

## GAME 12

Stanford - Nov. 24, 2012 at Rose Bowl

### Scoring

Stanford	7	14	14	0	35
UCLA	7	3	7	0	17

Weather: Clear (84°) / Attn.: 68,228

### First Quarter

10:39 STAN - Terrell, D 11 yd pass from Hogan, K (Williamson, J kick), 12-75 4:39  
8:21 UCLA - Fauria, Joseph 13 yd pass from Hundley, Brett (Fairbairn, Ka'imiki) 6-87 1:57

### Second Quarter

8:22 STAN - Wilkerson, A 10 yd run (Williamson kick), 10-88 4:32  
6:43 STAN - Taylor, S 49 yd run (Williamson kick), 2-56 0:40  
1:37 UCLA - Fairbairn 48 yd field goal, 4- -8 1:25

### Third Quarter

7:41 STAN - Taylor, S 1 yd run (Williamson kick) 4-42 1:52  
7:28 STAN - Amanam, U. 11 yd fumble recovery (Williamson kick) 0:13  
1:53 UCLA - Franklin, Johnathan 11 yd run (Fairbairn kick), 5-65 1:52


### Fourth Quarter

No scoring

UCLA	Stanford
13	19
33/73	49/221
261	160
38/20/1	22/15/0
71/334	71/381
12/135	6/55
25:29	34:31
7/19	5/14
2/13	7/38
2/3	3/3

### Top Individuals

Rushing - Franklin (U) 21-65; Taylor (S) 20-142; Receiving - Evans (U) 4-86, Fauria (U) 4-66, Johnson (U) 3-45, Franklin 3-7, Fuller (U) 2-27; Ertz (S) 5-71, Taylor 3-27, Hewitt 2-25; Passing - Hundley (U) 20-38-1-261-1; Hogan (S) 15-22-0-160-1; Interceptions - Richards (S).



**Pasadena** - The 11th-ranked Cardinal beat No. 15 UCLA 35-17 to win the Pacific-12 North title and set up a rematch with the Bruins in the conference championship game next week at Stanford. Stanford, which won at Oregon last week, had to beat the Bruins to earn a rematch because No. 5 Oregon beat Oregon State 48-24 earlier Saturday.

The win by the Cardinal was its sixth straight on

the season and snapped UCLA's five-game streak, its longest in seven years.

Redshirt freshman Brett Hundley completed 20 of 38 passes for 261 yards and a touchdown with one interception while being sacked seven times, and Johnathan Franklin, the Bruins' leading career rusher managed 65 yards on 21 carries. Stanford entered the contest ranked second nationally in sacks and rushing defense. UCLA totaled 334 yards of total offense while Stanford gained 381 yards overall.

Leading 21-10, the Cardinal broke the game open by scoring twice in a 13-second span midway through the third quarter. First on a short run, four plays after a Hundley interception and then following a fumble on the ensuing kickoff which was returned for another TD.

Franklin's 11-yard TD late in the third quarter cut Stanford's lead to 18 points, and it appeared the Bruins got another shot early in the fourth quarter on Jordan Zumwalt's interception in Cardinal territory, but the turnover was nullified by a defensive holding penalty.

The game, played before a crowd of 68,228 at the Rose Bowl, was the first between the schools in which both were ranked among the Top 25 since 2001.



## GAME 13

at Stanford - Nov. 30, 2012 at Stanford  
(Pac-12 Championship Game)

### Scoring

UCLA	14	0	10	0	24
Stanford	7	10	0	10	27

Weather: Rain (61°) / Attn.: 31,622

### First Quarter

11:35 UCLA - Franklin, Johnathan 51 yd run (Fairbairn, Ka'imi kick), 8-85 3:25  
6:07 STAN - Hogan, Kevin 1 yd run (Williamson, Jordan kick), 11-69 5:21  
3:40 UCLA - Hundley, Brett 5 yd run (Fairbairn kick), 7-75, 2:18

### Second Quarter

12:57 STAN - Taylor, Stepan 1 yd run (Williamson kick), 1-1 0:08  
0:00 STAN - Williamson 37 yd field goal, 10-63 1:31

### Third Quarter

8:20 UCLA - Fairbairn 31 yd field goal, 9-47 4:41  
1:04 UCLA - Franklin 20 yd run (Fairbairn kick) 12-80 4:30

### Fourth Quarter

11:21 STAN - Terrell, Drew 26 yd pass from Hogan (Williamson kick) 10-63 4:37  
6:49 STAN - Williamson 36 yd field goal, 5-25 2:30

UCLA		Stanford
22	First Downs	18
38/284	Carries/Net Yards Rushing	43/170
177	Net Yards Passing	155
32/23/1	Pass Comp/Att/Int	23/16/0
70/461	Total Plays/Total Yards	66/325
7/65	Penalties	5/55
28:45	Time of Possession	31:15
8/16	Third Down Conversion/ Att	6/15
3/12	Sacks/Yds	3/11
3/3	Red Zone	4/4

### Top Individuals

Rushing - Franklin (U) 19-194, Hundley 16-83; Taylor (S) 24-78, Hogan 11-47; Receiving - Fuller (U) 7-42, James 5-37, Franklin 3-22, Evans (U) 2-24, Fauria (U) 2-34; Taylor (S) 6-55, Terrell (S) 4-70, Ertz (S) 3-19, Taylor 3-27; Passing - Hundley (U) 23-31-1-177-0; Hogan (S) 16-22-0-155-1; Interceptions - Reynolds (S).



**Stanford, Calif.** - The eighth-ranked Cardinal beat No. 17 UCLA 27-24 in the Pac-12 championship game to put Stanford in the Rose Bowl for the first time in more than a decade. UCLA's Brett Hundley threw for 177 yards but had a costly interception that set up a Stanford touchdown. He still almost brought the Bruins back, but Ka'imi Fairbairn missed a 52-yard field goal wide left in

the closing moments.

The heavy rain that pounded the Bay Area most of the day relented during the night, and a tarp that covered the field until about 3 hours before kickoff kept the playing surface in good condition. Scattered showers during the contest made the grass slick.

The surface never seemed to slow down the Bruins, who ran for 284 yards behind Johnathan Franklin's 194 yards on the ground. The most yards rushing Stanford allowed this season had been 198 in an overtime victory at Oregon.

UCLA converted a pair of third downs before Franklin burst through the middle for a 51-yard touchdown to give the Bruins a 7-0 lead on the game's opening drive. Stanford answered in a hurry on a short quarterback run.

Y receiver Joseph Fauria caught a pass over the middle on fourth-and-7 and lateraled the ball to Jordon James to complete a 17-yard pass. That play helped set up Fairbairn's last-second field goal attempt, which never looked on target. UCLA was going for its first conference championship since 1998.

## GAME 14

vs. Baylor - Dec. 27, 2012 at San Diego, CA  
(Bridgepoint Education Holiday Bowl)

### Scoring

Baylor	14	21	7	7	49
UCLA	0	10	3	13	26

Weather: Clear (53°) / Attn.: 55,507

### First Quarter

8:01 BU - Martin, Glasco, 4 yd run (Jones, Aaron kick), 6-53 1:43  
4:22 BU - Goodley, Antwan 8 yd pass from Florence, Nick (Jones kick), 7-84 3:04

### Second Quarter

11:08 BU - Reese, Tevin 55 yd pass from Florence (Jones kick), 5-76 1:36  
6:21 UCLA - Fauria, Joseph 22 yd pass from Hundley, B. (Fairbairn, Ka'imi kick), 2-21 0:34  
4:36 BU - Martin 26 yd run (Jones kick), 7-75 1:45  
1:58 BU - Seastrunk, L. 43 yd run (Jones kick), 4-56 1:17  
0:07 UCLA - Fairbairn 30 yd field goal, 14-53 1:51

### Third Quarter

8:18 UCLA - Fairbairn 40 yd field goal, 9-58 2:55  
1:52 BU - Martin 1 yd run (Jones kick), 7-59 2:44


### Fourth Quarter

12:25 UCLA - Evans, Shaq 24 yd pass from Hundley (pass failed) 5-35 2:17  
7:46 BU - Florence 1 yd run (Jones kick), 7-31 3:20  
0:00 UCLA - Sweet, Logan 34 yd pass from Hundley (Fairbairn kick), 1-34 (0:08)

UCLA		Baylor
17	First Downs	25
28/33	Carries/Net Yards Rushing	67/306
329	Net Yards Passing	188
52/26/0	Pass Comp/Att/Int	13/10/0
80/362	Total Plays/Total Yards	80/494
6/59	Penalties	1/5
24:30	Time of Possession	35:30
1/17	Third Down Conversion/ Att	6/14
2/10	Sacks/Yds	6/36
1/2	Red Zone	4/4

### Top Individuals

Rushing - Franklin (U) 14-34; Seastrunk (B) 16-138, Martin (B) 21-98; Receiving - Evans (U) 7-82, Johnson (U) 5-116, Fauria (U) 5-59; Williams (B) 2-68, Reese (B) 2-68; Passing - Hundley (U) 26-50-3-329-0; Florence (B) 10-13-0-188-2; Tackles - Kendrick (U) 14, Zumwalt (U) 10; Interceptions - none.



**San Diego, Calif.** - UCLA dropped a 49-26 decision to Baylor in the Bridgepoint Holiday Bowl played in San Diego. Quarterback Brett Hundley established a new school single-season mark for passing yardage during the contest as he threw for 329 yards and three scores. The Bruins finished the season with a 9-5 record, after playing in its first Holiday Bowl game.

Baylor, the nation's leader in total offense entering the contest, improved to 8-5.

Hundley (3,740 passing yards) moved past Cade McNown's 1998 single-season passing yardage mark of 3,470 on the scoring pass to Joe Fauria. It was Fauria's 12th scoring reception of the season, a total which ranks second on the school single-season list behind J.J. Stokes' total of 17 set in the 1993 season, and his 20th career scoring catch which tied him for third on that school list.

Shaq Evans caught seven passes for 82 yards, including a 24-yard scoring grab. He finished the season with 60 catches, a total which ranks eighth on the all-time school single-season list. Evans also added a season-long 43-yard punt return and finished with 132 all-purpose yards in the contest.

Kendricks finished the season with a total of 150 tackles, good for third on the all-time school single-season list and the most by a Bruin player since Jerry Robinson registered 161 in 1978.